

# **Membangun Blog dengan Framework Laravel 8 dan Tempalte Adminlte 3.0.5**

# DAFTAR ISI

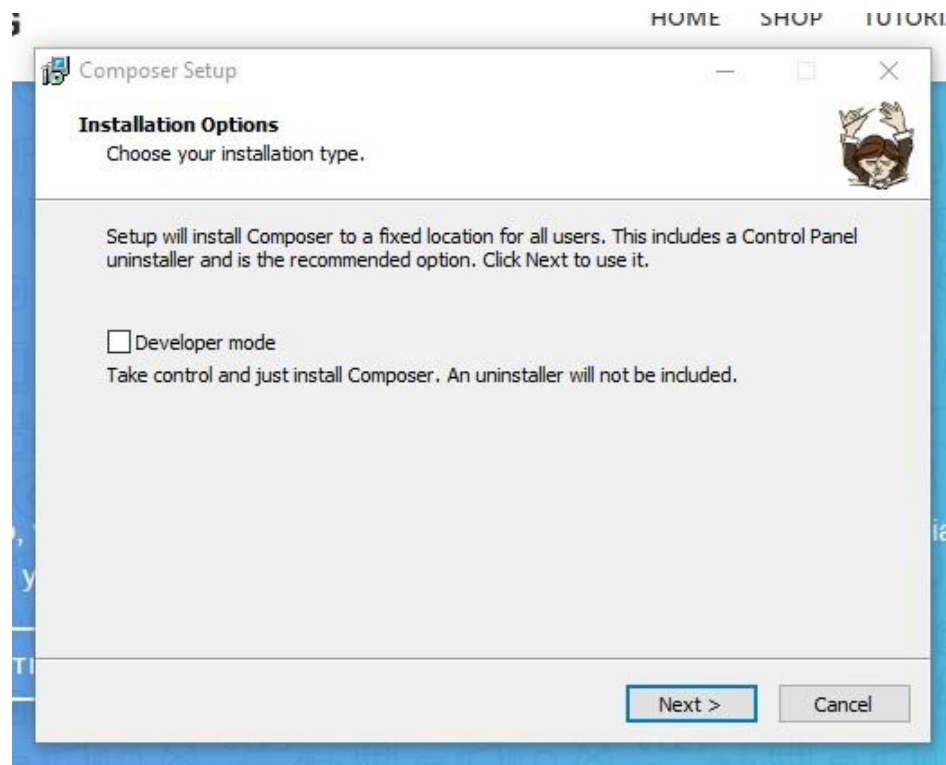
<b>DAFTAR ISI</b>	<b>2</b>
<b>Yang Perlu di Persiapkan</b>	<b>3</b>
<b>Install Composer</b>	<b>3</b>
<b>Install Laravel</b>	<b>4</b>
<b>Authentication</b>	<b>5</b>
<b>Data Table</b>	<b>6</b>
<b>Login</b>	<b>7</b>
<b>Adminlte</b>	<b>10</b>
<b>Main</b>	<b>11</b>
<b>Header</b>	<b>43</b>
<b>Sidebar</b>	<b>50</b>
<b>Content</b>	<b>69</b>
<b>Dashboard</b>	<b>71</b>
<b>CRUD Kategori</b>	<b>72</b>
<b>CRUD Resep</b>	<b>86</b>
<b>CRUD Video</b>	<b>107</b>
<b>Frontend blog</b>	<b>127</b>
<b>Welcome</b>	<b>127</b>
<b>Header Frontend</b>	<b>127</b>
<b>Sidebar Frontend</b>	<b>129</b>
<b>Content Frontend</b>	<b>131</b>
<b>TUGAS</b>	<b>133</b>

## A. Yang Perlu di Persiapkan

1. Xampp & php 7 (<https://www.apachefriends.org/index.html>)
2. Composer (<https://getcomposer.org/download/>)
3. Adminlte (<https://github.com/ColorlibHQ/AdminLTE/releases>)

## B. Install Composer

Pertama, kita download composer terlebih dahulu melalui link di atas. Pastikan di komputer kita sudah terinstall xampp dan php. Setelah selesai di download, buka installernya untuk mulai menginstall composernya seperti cara menginstall aplikasi pada windows. Selanjutnya tinggal klik next dan next.



Setelah selesai menginstall, buka Command Prompt (CMD) dan ketikkan Composer.

```
ca. Command Prompt
Microsoft Windows [Version 10.0.17134.407]
(c) 2018 Microsoft Corporation. All rights reserved.

C:\Users\MUZANNI>composer

Composer version 1.7.3 2018-11-01 10:05:06

Usage:
  command [options] [arguments]

Options:
  -h, --help                Display this help message
  -q, --quiet                Do not output any message
  -V, --version              Display this application version
  --ansi                     Force ANSI output
  --no-ansi                  Disable ANSI output
  -n, --no-interactive       Do not ask any interactive question
  --profile                  Display timing and memory usage information
  --no-plugins                Whether to disable plugins.
  -d, --working-dir=WORKING-DIR If specified, use the given directory as working directory
  -v|vv|vvv, --verbose       Increase the verbosity of messages: 1 for normal output, 2
                              3 for debug

Available commands:
  about                      Shows the short information about Composer.
```

Jika muncul seperti tampilan diatas, maka tandanya kita telah berhasil menginstall composer di windows dengan baik.

## C. Install Laravel

Install Laravel menggunakan CMD atau Terminal. Kemudian ketikkan perintah berikut untuk mulai menginstall laravel.

```
composer create-project laravel/laravel iCook --prefer-dist
```

iCook = nama project kita.

Setelah laravel selesai di download, maka arahkan direktori pada nama project laravel yang telah kita buat.

Dan setelah direktori berada di folder laravel, untuk mengecek apakah laravel berhasil di install atau tidak maka kita ketikkan perintah:

```
php artisan serve
```

## D. Authentication

Laravel telah menyiapkan perintah php artisan untuk membuat login atau sistem autentikasi dengan laravel. Laravel juga telah menyiapkan file migration untuk membuat table user. Jadi nanti pada sistem login dan register yang akan kita buat ini, user bisa mendaftarkan akun dirinya, setelah mendaftar, user bisa melakukan login.

Pertama kita persiapkan database terlebih dahulu, disini kita buat database dengan nama iCook.

Setelah selesai membuat database, selanjutnya kita buka file .env yang ada pada direktori paling luar pada project laravel kita.

```
DB_CONNECTION=mysql
DB_HOST=127.0.0.1
DB_PORT=3306
DB_DATABASE=iCook
DB_USERNAME=root
DB_PASSWORD=
```

Selanjutnya kita migrate untuk membuat table user menggunakan perintah php artisan berikut ini.

```
php artisan migrate
```

Selanjutnya kita akan membuat login dan register menggunakan fungsi auth.

```
composer require laravel/ui --dev
```

```
php artisan ui vue --auth
```

Setelah itu kita akan menambahkan file app.js dan app.css di dalam folder public.

```
npm install  
npm run dev
```

## E. Data Table

Disini kita akan menggunakan datatable untuk menampilkan data di dashbord, maka itu kita harus install package datatable nya terlebih dahulu, dengan menggunakan perintah ini di terminal kita atau cmd.

```
composer require yajra/laravel-datatables-oracle:"~9.0"
```

Tambahkan baris code berikut di **config->app**

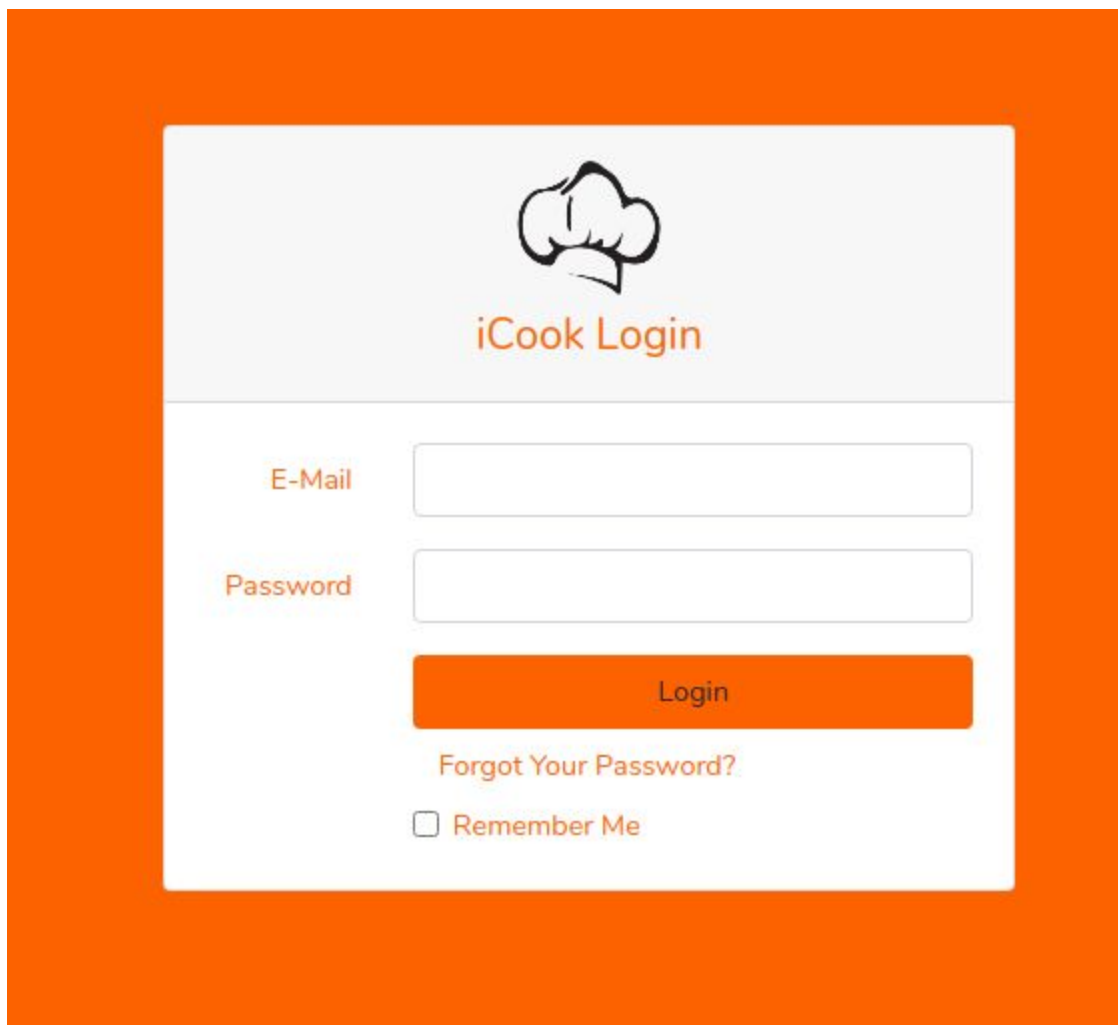
```
...  
  
Yajra\DataTables\DataTablesServiceProvider::class  
  
...  
  
'DataTables' => Yajra\DataTables\Facades\DataTables::class,
```

Kemudian tambahkan perintah ini dari terminal / cmd.

```
php artisan vendor:publish
```

## F.Login

Laravel sudah menyediakan form login sehingga kita tidak perlu lagi membuat dari awal. Namun, jika kita ingin mengubah tampilan form login sesuai dengan keinginan kita, tinggal kita rombak saja codingan yang ada, misalnya kita akan rombak menjadi seperti ini.



The image shows a custom login form for 'iCook Login'. The form is centered on a white background with a thick orange border. At the top, there is a chef's hat icon and the text 'iCook Login'. Below this, there are two input fields: 'E-Mail' and 'Password'. A large orange button labeled 'Login' is positioned below the input fields. Underneath the button, there is a link for 'Forgot Your Password?' and a checkbox labeled 'Remember Me'.

Maka kita ubah codingannya menjadi seperti ini:

```

@extends('layouts.app')

@section('content')
<div class="container">
  <div class="row justify-content-center">
    <div class="col-md-12">
      <div class="card">
        <div class="card-header">
          <center>
            
            <h4 style="color: #fa6900">{{ __('iCook Login') }}</h4>
          </center>
        </div>

        <div class="card-body">
          <form method="POST" action="{{ route('login') }}">
            @csrf

            <div class="form-group row">
              <label for="email" class="col-md-3 col-form-label text-md-right"
style="color: #fa6900">{{ __('E-Mail') }}</label>

              <div class="col-md-9">
                <input id="email" type="email" class="form-control @error('email')
is-invalid @enderror" name="email" value="{{ old('email') }}" required
autocomplete="email" autofocus>

                @error('email')
                <span class="invalid-feedback" role="alert">
                  <strong>{{ $message }}</strong>
                </span>
              </div>
            </div>
          </form>
        </div>
      </div>
    </div>
  </div>
</div>

```

```

        @enderror
    </div>
</div>

<div class="form-group row">
    <label for="password" class="col-md-3 col-form-label text-md-right"
style="color: #fa6900">{{ __('Password') }}</label>

    <div class="col-md-9">
        <input id="password" type="password" class="form-control
@error('password') is-invalid @enderror" name="password" required
autocomplete="current-password">

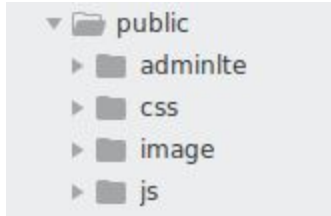
        @error('password')
            <span class="invalid-feedback" role="alert">
                <strong>{{ $message }}</strong>
            </span>
        @enderror
    </div>
</div>

<div class="form-group row mb-0">
    <div class="col-md-9 offset-md-3">
        <button type="submit" style="width: 100%; background-color:
#fa6900" class="btn">
            {{ __('Login') }}
        </button>

        @if (Route::has('password.request'))
            <a class="btn btn-link" href="{{ route('password.request') }}"
style="color: #fa6900">
                {{ __('Forgot Your Password?') }}
            </a>
        @endif
    </div>
</div>

```





## H. Main

Kita akan konfigurasi adminlte ke dalam project laravel kita, pertama buatlah file dengan nama main.blade.php di dalam folder layouts dan buatlah syntax berikut:

```
<!DOCTYPE html>
<html lang="en">
<head>
  <meta charset="utf-8">
  <meta name="viewport" content="width=device-width, initial-scale=1">
  <meta http-equiv="x-ua-compatible" content="ie=edge">

  <title>AdminLTE 3 | Dashboard 3</title>

  <!-- Font Awesome Icons -->
  <link rel="stylesheet" href="plugins/fontawesome-free/css/all.min.css">
  <!-- IonIcons -->
  <link
    href="http://code.ionicframework.com/ionicons/2.0.1/css/ionicons.min.css">
  <!-- Theme style -->
  <link rel="stylesheet" href="dist/css/adminlte.min.css">
  <!-- Google Font: Source Sans Pro -->
  <link
    href="https://fonts.googleapis.com/css?family=Source+Sans+Pro:300,400,400i,700"
    rel="stylesheet">
</head>
```

```
<!--
```

### BODY TAG OPTIONS:

```
=====
```

Apply one or more of the following classes to to the body tag to get the desired effect

```
|-----|
```

```
| LAYOUT OPTIONS | sidebar-collapse |
```

```
| | sidebar-mini |
```

```
|-----|
```

```
-->
```

```
<body class="hold-transition sidebar-mini">
```

```
<div class="wrapper">
```

```
<!-- Navbar -->
```

```
<nav class="main-header navbar navbar-expand navbar-white navbar-light">
```

```
<!-- Left navbar links -->
```

```
<ul class="navbar-nav">
```

```
<li class="nav-item">
```

```
<a class="nav-link" data-widget="pushmenu" href="#" role="button"><i class="fas fa-bars"></i></a>
```

```
</li>
```

```
<li class="nav-item d-none d-sm-inline-block">
```

```
<a href="index3.html" class="nav-link">Home</a>
```

```
</li>
```

```
<li class="nav-item d-none d-sm-inline-block">
```

```
<a href="#" class="nav-link">Contact</a>
```

```
</li>
```

```
</ul>
```

```
<!-- SEARCH FORM -->
```

```
<form class="form-inline ml-3">
```

```
<div class="input-group input-group-sm">
```

```
<input class="form-control form-control-navbar" type="search" placeholder="Search" aria-label="Search">
```

```

<div class="input-group-append">
  <button class="btn btn-navbar" type="submit">
    <i class="fas fa-search"></i>
  </button>
</div>
</div>
</form>

<!-- Right navbar links -->
<ul class="navbar-nav ml-auto">
  <!-- Messages Dropdown Menu -->
  <li class="nav-item dropdown">
    <a class="nav-link" data-toggle="dropdown" href="#">
      <i class="far fa-comments"></i>
      <span class="badge badge-danger navbar-badge">3</span>
    </a>
    <div class="dropdown-menu dropdown-menu-lg dropdown-menu-right">
      <a href="#" class="dropdown-item">
        <!-- Message Start -->
        <div class="media">
          
          <div class="media-body">
            <h3 class="dropdown-item-title">
              Brad Diesel
              <span class="float-right text-sm text-danger"><i class="fas
fa-star"></i></span>
            </h3>
            <p class="text-sm">Call me whenever you can...</p>
            <p class="text-sm text-muted"><i class="far fa-clock mr-1"></i> 4 Hours
Ago</p>
          </div>
        </div>
      </a>
    </div>
  </li>
</ul>

```

```
<!-- Message End -->
</a>
<div class="dropdown-divider"></div>
<a href="#" class="dropdown-item">
  <!-- Message Start -->
  <div class="media">
    
    <div class="media-body">
      <h3 class="dropdown-item-title">
        John Pierce
        <span class="float-right text-sm text-muted"><i class="fas
fa-star"></i></span>
      </h3>
      <p class="text-sm">I got your message bro</p>
      <p class="text-sm text-muted"><i class="far fa-clock mr-1"></i> 4 Hours
Ago</p>
    </div>
  </div>
  <!-- Message End -->
</a>
<div class="dropdown-divider"></div>
<a href="#" class="dropdown-item">
  <!-- Message Start -->
  <div class="media">
    
    <div class="media-body">
      <h3 class="dropdown-item-title">
        Nora Silvester
        <span class="float-right text-sm text-warning"><i class="fas
fa-star"></i></span>
      </h3>
```

```
<p class="text-sm">The subject goes here</p>
  <p class="text-sm text-muted"><i class="far fa-clock mr-1"></i> 4 Hours
Ago</p>
  </div>
</div>
<!-- Message End -->
</a>
<div class="dropdown-divider"></div>
<a href="#" class="dropdown-item dropdown-footer">See All Messages</a>
</div>
</li>
<!-- Notifications Dropdown Menu -->
<li class="nav-item dropdown">
  <a class="nav-link" data-toggle="dropdown" href="#">
    <i class="far fa-bell"></i>
    <span class="badge badge-warning navbar-badge">15</span>
  </a>
  <div class="dropdown-menu dropdown-menu-lg dropdown-menu-right">
    <span class="dropdown-item dropdown-header">15 Notifications</span>
    <div class="dropdown-divider"></div>
    <a href="#" class="dropdown-item">
      <i class="fas fa-envelope mr-2"></i> 4 new messages
      <span class="float-right text-muted text-sm">3 mins</span>
    </a>
    <div class="dropdown-divider"></div>
    <a href="#" class="dropdown-item">
      <i class="fas fa-users mr-2"></i> 8 friend requests
      <span class="float-right text-muted text-sm">12 hours</span>
    </a>
    <div class="dropdown-divider"></div>
    <a href="#" class="dropdown-item">
      <i class="fas fa-file mr-2"></i> 3 new reports
      <span class="float-right text-muted text-sm">2 days</span>
    </a>
  </div>
</li>
</div>
```

```

    </a>
    <div class="dropdown-divider"></div>
    <a href="#" class="dropdown-item dropdown-footer">See All Notifications</a>
  </div>
</li>
<li class="nav-item">
  <a class="nav-link" data-widget="control-sidebar" data-slide="true" href="#"
role="button"><i
  class="fas fa-th-large"></i></a>
</li>
</ul>
</nav>
<!-- /.navbar -->

<!-- Main Sidebar Container -->
<aside class="main-sidebar sidebar-dark-primary elevation-4">
  <!-- Brand Logo -->
  <a href="index3.html" class="brand-link">
    
    <span class="brand-text font-weight-light">AdminLTE 3</span>
  </a>

  <!-- Sidebar -->
  <div class="sidebar">
    <!-- Sidebar user panel (optional) -->
    <div class="user-panel mt-3 pb-3 mb-3 d-flex">
      <div class="image">
        
      </div>
      <div class="info">

```

```

    <a href="#" class="d-block">Alexander Pierce</a>
  </div>
</div>

<!-- Sidebar Menu -->
<nav class="mt-2">
  <ul class="nav nav-pills nav-sidebar flex-column" data-widget="treeview"
role="menu" data-accordion="false">
  <!-- Add icons to the links using the .nav-icon class
with font-awesome or any other icon font library -->
  <li class="nav-item has-treeview menu-open">
    <a href="#" class="nav-link active">
      <i class="nav-icon fas fa-tachometer-alt"></i>
      <p>
        Dashboard
        <i class="right fas fa-angle-left"></i>
      </p>
    </a>
    <ul class="nav nav-treeview">
      <li class="nav-item">
        <a href="/index.html" class="nav-link">
          <i class="far fa-circle nav-icon"></i>
          <p>Dashboard v1</p>
        </a>
      </li>
      <li class="nav-item">
        <a href="/index2.html" class="nav-link">
          <i class="far fa-circle nav-icon"></i>
          <p>Dashboard v2</p>
        </a>
      </li>
      <li class="nav-item">
        <a href="/index3.html" class="nav-link active">

```

```
<i class="far fa-circle nav-icon"></i>
  <p>Dashboard v3</p>
</a>
</li>
</ul>
</li>
<li class="nav-item">
  <a href="pages/widgets.html" class="nav-link">
    <i class="nav-icon fas fa-th"></i>
    <p>
      Widgets
      <span class="right badge badge-danger">New</span>
    </p>
  </a>
</li>
<li class="nav-item has-treeview">
  <a href="#" class="nav-link">
    <i class="nav-icon fas fa-copy"></i>
    <p>
      Layout Options
      <i class="fas fa-angle-left right"></i>
      <span class="badge badge-info right">6</span>
    </p>
  </a>
  <ul class="nav nav-treeview">
    <li class="nav-item">
      <a href="pages/layout/top-nav.html" class="nav-link">
        <i class="far fa-circle nav-icon"></i>
        <p>Top Navigation</p>
      </a>
    </li>
    <li class="nav-item">
      <a href="pages/layout/top-nav-sidebar.html" class="nav-link">
```

```
<i class="far fa-circle nav-icon"></i>
  <p>Top Navigation + Sidebar</p>
</a>
</li>
<li class="nav-item">
  <a href="pages/layout/boxed.html" class="nav-link">
    <i class="far fa-circle nav-icon"></i>
    <p>Boxed</p>
  </a>
</li>
<li class="nav-item">
  <a href="pages/layout/fixed-sidebar.html" class="nav-link">
    <i class="far fa-circle nav-icon"></i>
    <p>Fixed Sidebar</p>
  </a>
</li>
<li class="nav-item">
  <a href="pages/layout/fixed-topnav.html" class="nav-link">
    <i class="far fa-circle nav-icon"></i>
    <p>Fixed Navbar</p>
  </a>
</li>
<li class="nav-item">
  <a href="pages/layout/fixed-footer.html" class="nav-link">
    <i class="far fa-circle nav-icon"></i>
    <p>Fixed Footer</p>
  </a>
</li>
<li class="nav-item">
  <a href="pages/layout/collapsed-sidebar.html" class="nav-link">
    <i class="far fa-circle nav-icon"></i>
    <p>Collapsed Sidebar</p>
  </a>
```

```
</li>
</ul>
</li>
<li class="nav-item has-treeview">
  <a href="#" class="nav-link">
    <i class="nav-icon fas fa-chart-pie"></i>
    <p>
      Charts
      <i class="right fas fa-angle-left"></i>
    </p>
  </a>
  <ul class="nav nav-treeview">
    <li class="nav-item">
      <a href="pages/charts/chartjs.html" class="nav-link">
        <i class="far fa-circle nav-icon"></i>
        <p>ChartJS</p>
      </a>
    </li>
    <li class="nav-item">
      <a href="pages/charts/flot.html" class="nav-link">
        <i class="far fa-circle nav-icon"></i>
        <p>Flot</p>
      </a>
    </li>
    <li class="nav-item">
      <a href="pages/charts/inline.html" class="nav-link">
        <i class="far fa-circle nav-icon"></i>
        <p>Inline</p>
      </a>
    </li>
  </ul>
</li>
<li class="nav-item has-treeview">
```

```
<a href="#" class="nav-link">
  <i class="nav-icon fas fa-tree"></i>
  <p>
    UI Elements
    <i class="fas fa-angle-left right"></i>
  </p>
</a>
<ul class="nav nav-treeview">
  <li class="nav-item">
    <a href="pages/UI/general.html" class="nav-link">
      <i class="far fa-circle nav-icon"></i>
      <p>General</p>
    </a>
  </li>
  <li class="nav-item">
    <a href="pages/UI/icons.html" class="nav-link">
      <i class="far fa-circle nav-icon"></i>
      <p>Icons</p>
    </a>
  </li>
  <li class="nav-item">
    <a href="pages/UI/buttons.html" class="nav-link">
      <i class="far fa-circle nav-icon"></i>
      <p>Buttons</p>
    </a>
  </li>
  <li class="nav-item">
    <a href="pages/UI/sliders.html" class="nav-link">
      <i class="far fa-circle nav-icon"></i>
      <p>Sliders</p>
    </a>
  </li>
  <li class="nav-item">
```

```
<a href="pages/UI/modals.html" class="nav-link">
  <i class="far fa-circle nav-icon"></i>
  <p>Modals & Alerts</p>
</a>
</li>
<li class="nav-item">
  <a href="pages/UI/navbar.html" class="nav-link">
    <i class="far fa-circle nav-icon"></i>
    <p>Navbar & Tabs</p>
  </a>
</li>
<li class="nav-item">
  <a href="pages/UI/timeline.html" class="nav-link">
    <i class="far fa-circle nav-icon"></i>
    <p>Timeline</p>
  </a>
</li>
<li class="nav-item">
  <a href="pages/UI/ribbons.html" class="nav-link">
    <i class="far fa-circle nav-icon"></i>
    <p>Ribbons</p>
  </a>
</li>
</ul>
</li>
<li class="nav-item has-treeview">
  <a href="#" class="nav-link">
    <i class="nav-icon fas fa-edit"></i>
    <p>
      Forms
      <i class="fas fa-angle-left right"></i>
    </p>
  </a>
```

```
<ul class="nav nav-treeview">
  <li class="nav-item">
    <a href="pages/forms/general.html" class="nav-link">
      <i class="far fa-circle nav-icon"></i>
      <p>General Elements</p>
    </a>
  </li>
  <li class="nav-item">
    <a href="pages/forms/advanced.html" class="nav-link">
      <i class="far fa-circle nav-icon"></i>
      <p>Advanced Elements</p>
    </a>
  </li>
  <li class="nav-item">
    <a href="pages/forms/editors.html" class="nav-link">
      <i class="far fa-circle nav-icon"></i>
      <p>Editors</p>
    </a>
  </li>
  <li class="nav-item">
    <a href="pages/forms/validation.html" class="nav-link">
      <i class="far fa-circle nav-icon"></i>
      <p>Validation</p>
    </a>
  </li>
</ul>
</li>
<li class="nav-item has-treeview">
  <a href="#" class="nav-link">
    <i class="nav-icon fas fa-table"></i>
    <p>
      Tables
      <i class="fas fa-angle-left right"></i>
    </p>
  </a>
</li>
```

```
</p>
</a>
<ul class="nav nav-treeview">
  <li class="nav-item">
    <a href="pages/tables/simple.html" class="nav-link">
      <i class="far fa-circle nav-icon"></i>
      <p>Simple Tables</p>
    </a>
  </li>
  <li class="nav-item">
    <a href="pages/tables/data.html" class="nav-link">
      <i class="far fa-circle nav-icon"></i>
      <p>DataTables</p>
    </a>
  </li>
  <li class="nav-item">
    <a href="pages/tables/jsgrid.html" class="nav-link">
      <i class="far fa-circle nav-icon"></i>
      <p>jsGrid</p>
    </a>
  </li>
</ul>
</li>
<li class="nav-header">EXAMPLES</li>
<li class="nav-item">
  <a href="pages/calendar.html" class="nav-link">
    <i class="nav-icon fas fa-calendar-alt"></i>
    <p>
      Calendar
      <span class="badge badge-info right">2</span>
    </p>
  </a>
</li>
```

```
<li class="nav-item">
  <a href="pages/gallery.html" class="nav-link">
    <i class="nav-icon far fa-image"></i>
    <p>
      Gallery
    </p>
  </a>
</li>
<li class="nav-item has-treeview">
  <a href="#" class="nav-link">
    <i class="nav-icon far fa-envelope"></i>
    <p>
      Mailbox
      <i class="fas fa-angle-left right"></i>
    </p>
  </a>
  <ul class="nav nav-treeview">
    <li class="nav-item">
      <a href="pages/mailbox/mailbox.html" class="nav-link">
        <i class="far fa-circle nav-icon"></i>
        <p>Inbox</p>
      </a>
    </li>
    <li class="nav-item">
      <a href="pages/mailbox/compose.html" class="nav-link">
        <i class="far fa-circle nav-icon"></i>
        <p>Compose</p>
      </a>
    </li>
    <li class="nav-item">
      <a href="pages/mailbox/read-mail.html" class="nav-link">
        <i class="far fa-circle nav-icon"></i>
        <p>Read</p>
      </a>
    </li>
  </ul>
</li>
```

```
    </a>
  </li>
</ul>
</li>
<li class="nav-item has-treeview">
  <a href="#" class="nav-link">
    <i class="nav-icon fas fa-book"></i>
    <p>
      Pages
      <i class="fas fa-angle-left right"></i>
    </p>
  </a>
  <ul class="nav nav-treeview">
    <li class="nav-item">
      <a href="pages/examples/invoice.html" class="nav-link">
        <i class="far fa-circle nav-icon"></i>
        <p>Invoice</p>
      </a>
    </li>
    <li class="nav-item">
      <a href="pages/examples/profile.html" class="nav-link">
        <i class="far fa-circle nav-icon"></i>
        <p>Profile</p>
      </a>
    </li>
    <li class="nav-item">
      <a href="pages/examples/e-commerce.html" class="nav-link">
        <i class="far fa-circle nav-icon"></i>
        <p>E-commerce</p>
      </a>
    </li>
    <li class="nav-item">
      <a href="pages/examples/projects.html" class="nav-link">
```

```
<i class="far fa-circle nav-icon"></i>
  <p>Projects</p>
</a>
</li>
<li class="nav-item">
  <a href="pages/examples/project-add.html" class="nav-link">
    <i class="far fa-circle nav-icon"></i>
    <p>Project Add</p>
  </a>
</li>
<li class="nav-item">
  <a href="pages/examples/project-edit.html" class="nav-link">
    <i class="far fa-circle nav-icon"></i>
    <p>Project Edit</p>
  </a>
</li>
<li class="nav-item">
  <a href="pages/examples/project-detail.html" class="nav-link">
    <i class="far fa-circle nav-icon"></i>
    <p>Project Detail</p>
  </a>
</li>
<li class="nav-item">
  <a href="pages/examples/contacts.html" class="nav-link">
    <i class="far fa-circle nav-icon"></i>
    <p>Contacts</p>
  </a>
</li>
</ul>
</li>
<li class="nav-item has-treeview">
  <a href="#" class="nav-link">
    <i class="nav-icon far fa-plus-square"></i>
```

```
<p>
  Extras
  <i class="fas fa-angle-left right"></i>
</p>
</a>
<ul class="nav nav-treeview">
  <li class="nav-item">
    <a href="pages/examples/login.html" class="nav-link">
      <i class="far fa-circle nav-icon"></i>
      <p>Login</p>
    </a>
  </li>
  <li class="nav-item">
    <a href="pages/examples/register.html" class="nav-link">
      <i class="far fa-circle nav-icon"></i>
      <p>Register</p>
    </a>
  </li>
  <li class="nav-item">
    <a href="pages/examples/forgot-password.html" class="nav-link">
      <i class="far fa-circle nav-icon"></i>
      <p>Forgot Password</p>
    </a>
  </li>
  <li class="nav-item">
    <a href="pages/examples/recover-password.html" class="nav-link">
      <i class="far fa-circle nav-icon"></i>
      <p>Recover Password</p>
    </a>
  </li>
  <li class="nav-item">
    <a href="pages/examples/lockscreen.html" class="nav-link">
      <i class="far fa-circle nav-icon"></i>
```

```
<p>Lockscreen</p>
</a>
</li>
<li class="nav-item">
  <a href="pages/examples/legacy-user-menu.html" class="nav-link">
    <i class="far fa-circle nav-icon"></i>
    <p>Legacy User Menu</p>
  </a>
</li>
<li class="nav-item">
  <a href="pages/examples/language-menu.html" class="nav-link">
    <i class="far fa-circle nav-icon"></i>
    <p>Language Menu</p>
  </a>
</li>
<li class="nav-item">
  <a href="pages/examples/404.html" class="nav-link">
    <i class="far fa-circle nav-icon"></i>
    <p>Error 404</p>
  </a>
</li>
<li class="nav-item">
  <a href="pages/examples/500.html" class="nav-link">
    <i class="far fa-circle nav-icon"></i>
    <p>Error 500</p>
  </a>
</li>
<li class="nav-item">
  <a href="pages/examples/pace.html" class="nav-link">
    <i class="far fa-circle nav-icon"></i>
    <p>Pace</p>
  </a>
</li>
```

```
<li class="nav-item">
  <a href="pages/examples/blank.html" class="nav-link">
    <i class="far fa-circle nav-icon"></i>
    <p>Blank Page</p>
  </a>
</li>
<li class="nav-item">
  <a href="starter.html" class="nav-link">
    <i class="far fa-circle nav-icon"></i>
    <p>Starter Page</p>
  </a>
</li>
</ul>
</li>
<li class="nav-header">MISCELLANEOUS</li>
<li class="nav-item">
  <a href="https://adminlte.io/docs/3.0" class="nav-link">
    <i class="nav-icon fas fa-file"></i>
    <p>Documentation</p>
  </a>
</li>
<li class="nav-header">MULTI LEVEL EXAMPLE</li>
<li class="nav-item">
  <a href="#" class="nav-link">
    <i class="fas fa-circle nav-icon"></i>
    <p>Level 1</p>
  </a>
</li>
<li class="nav-item has-treeview">
  <a href="#" class="nav-link">
    <i class="nav-icon fas fa-circle"></i>
    <p>
      Level 1
```

```
<i class="right fas fa-angle-left"></i>
</p>
</a>
<ul class="nav nav-treeview">
  <li class="nav-item">
    <a href="#" class="nav-link">
      <i class="far fa-circle nav-icon"></i>
      <p>Level 2</p>
    </a>
  </li>
  <li class="nav-item has-treeview">
    <a href="#" class="nav-link">
      <i class="far fa-circle nav-icon"></i>
      <p>
        Level 2
        <i class="right fas fa-angle-left"></i>
      </p>
    </a>
    <ul class="nav nav-treeview">
      <li class="nav-item">
        <a href="#" class="nav-link">
          <i class="far fa-dot-circle nav-icon"></i>
          <p>Level 3</p>
        </a>
      </li>
      <li class="nav-item">
        <a href="#" class="nav-link">
          <i class="far fa-dot-circle nav-icon"></i>
          <p>Level 3</p>
        </a>
      </li>
      <li class="nav-item">
        <a href="#" class="nav-link">
```

```
        <i class="far fa-dot-circle nav-icon"></i>
        <p>Level 3</p>
    </a>
</li>
</ul>
</li>
<li class="nav-item">
    <a href="#" class="nav-link">
        <i class="far fa-circle nav-icon"></i>
        <p>Level 2</p>
    </a>
</li>
</ul>
</li>
<li class="nav-item">
    <a href="#" class="nav-link">
        <i class="fas fa-circle nav-icon"></i>
        <p>Level 1</p>
    </a>
</li>
<li class="nav-header">LABELS</li>
<li class="nav-item">
    <a href="#" class="nav-link">
        <i class="nav-icon far fa-circle text-danger"></i>
        <p class="text">Important</p>
    </a>
</li>
<li class="nav-item">
    <a href="#" class="nav-link">
        <i class="nav-icon far fa-circle text-warning"></i>
        <p>Warning</p>
    </a>
</li>
```

```

<li class="nav-item">
  <a href="#" class="nav-link">
    <i class="nav-icon far fa-circle text-info"></i>
    <p>Informational</p>
  </a>
</li>
</ul>
</nav>
<!-- /.sidebar-menu -->
</div>
<!-- /.sidebar -->
</aside>

<!-- Content Wrapper. Contains page content -->
<div class="content-wrapper">
  <!-- Content Header (Page header) -->
  <div class="content-header">
    <div class="container-fluid">
      <div class="row mb-2">
        <div class="col-sm-6">
          <h1 class="m-0 text-dark">Dashboard v3</h1>
        </div><!-- /.col -->
        <div class="col-sm-6">
          <ol class="breadcrumb float-sm-right">
            <li class="breadcrumb-item"><a href="#">Home</a></li>
            <li class="breadcrumb-item active">Dashboard v3</li>
          </ol>
        </div><!-- /.col -->
      </div><!-- /.row -->
    </div><!-- /.container-fluid -->
  </div>
  <!-- /.content-header -->

```

```

<!-- Main content -->
<div class="content">
  <div class="container-fluid">
    <div class="row">
      <div class="col-lg-6">
        <div class="card">
          <div class="card-header border-0">
            <div class="d-flex justify-content-between">
              <h3 class="card-title">Online Store Visitors</h3>
              <a href="javascript:void(0);">View Report</a>
            </div>
          </div>
          <div class="card-body">
            <div class="d-flex">
              <p class="d-flex flex-column">
                <span class="text-bold text-lg">820</span>
                <span>Visitors Over Time</span>
              </p>
              <p class="ml-auto d-flex flex-column text-right">
                <span class="text-success">
                  <i class="fas fa-arrow-up"></i> 12.5%
                </span>
                <span class="text-muted">Since last week</span>
              </p>
            </div>
          <!-- /.d-flex -->
          <div class="position-relative mb-4">
            <canvas id="visitors-chart" height="200"></canvas>
          </div>
          <div class="d-flex flex-row justify-content-end">
            <span class="mr-2">

```

```

        <i class="fas fa-square text-primary"></i> This Week
    </span>

    <span>
        <i class="fas fa-square text-gray"></i> Last Week
    </span>
</div>
</div>
</div>
<!-- /.card -->

<div class="card">
    <div class="card-header border-0">
        <h3 class="card-title">Products</h3>
        <div class="card-tools">
            <a href="#" class="btn btn-tool btn-sm">
                <i class="fas fa-download"></i>
            </a>
            <a href="#" class="btn btn-tool btn-sm">
                <i class="fas fa-bars"></i>
            </a>
        </div>
    </div>
    <div class="card-body table-responsive p-0">
        <table class="table table-striped table-valign-middle">
            <thead>
                <tr>
                    <th>Product</th>
                    <th>Price</th>
                    <th>Sales</th>
                    <th>More</th>
                </tr>
            </thead>

```

```
<tbody>
<tr>
<td>

Some Product
</td>
<td>$13 USD</td>
<td>
<small class="text-success mr-1">
<i class="fas fa-arrow-up"></i>
12%
</small>
12,000 Sold
</td>
<td>
<a href="#" class="text-muted">
<i class="fas fa-search"></i>
</a>
</td>
</tr>
<tr>
<td>

Another Product
</td>
<td>$29 USD</td>
<td>
<small class="text-warning mr-1">
<i class="fas fa-arrow-down"></i>
0.5%
</small>
```

123,234 Sold

</td>

<td>

<a href="#" class="text-muted">

<i class="fas fa-search"></i>

</a>

</td>

</tr>

<tr>

<td>



Amazing Product

</td>

<td>\$1,230 USD</td>

<td>

<small class="text-danger mr-1">

<i class="fas fa-arrow-down"></i>

3%

</small>

198 Sold

</td>

<td>

<a href="#" class="text-muted">

<i class="fas fa-search"></i>

</a>

</td>

</tr>

<tr>

<td>



Perfect Item

```
        <span class="badge bg-danger">NEW</span>
    </td>
    <td>$199 USD</td>
    <td>
        <small class="text-success mr-1">
            <i class="fas fa-arrow-up"></i>
            63%
        </small>
        87 Sold
    </td>
    <td>
        <a href="#" class="text-muted">
            <i class="fas fa-search"></i>
        </a>
    </td>
</tr>
</tbody>
</table>
</div>
</div>
<!-- /.card -->
</div>
<!-- /.col-md-6 -->
<div class="col-lg-6">
    <div class="card">
        <div class="card-header border-0">
            <div class="d-flex justify-content-between">
                <h3 class="card-title">Sales</h3>
                <a href="javascript:void(0);">View Report</a>
            </div>
        </div>
        <div class="card-body">
            <div class="d-flex">
```

```
<p class="d-flex flex-column">
  <span class="text-bold text-lg">$18,230.00</span>
  <span>Sales Over Time</span>
</p>
<p class="ml-auto d-flex flex-column text-right">
  <span class="text-success">
    <i class="fas fa-arrow-up"></i> 33.1%
  </span>
  <span class="text-muted">Since last month</span>
</p>
</div>
<!-- /.d-flex -->
```

```
<div class="position-relative mb-4">
  <canvas id="sales-chart" height="200"></canvas>
</div>
```

```
<div class="d-flex flex-row justify-content-end">
  <span class="mr-2">
    <i class="fas fa-square text-primary"></i> This year
  </span>

  <span>
    <i class="fas fa-square text-gray"></i> Last year
  </span>
</div>
</div>
</div>
<!-- /.card -->
```

```
<div class="card">
  <div class="card-header border-0">
    <h3 class="card-title">Online Store Overview</h3>
```

```
<div class="card-tools">
  <a href="#" class="btn btn-sm btn-tool">
    <i class="fas fa-download"></i>
  </a>
  <a href="#" class="btn btn-sm btn-tool">
    <i class="fas fa-bars"></i>
  </a>
</div>
</div>
<div class="card-body">
  <div class="d-flex justify-content-between align-items-center border-bottom
mb-3">
  <p class="text-success text-xl">
    <i class="ion ion-ios-refresh-empty"></i>
  </p>
  <p class="d-flex flex-column text-right">
    <span class="font-weight-bold">
      <i class="ion ion-android-arrow-up text-success"></i> 12%
    </span>
    <span class="text-muted">CONVERSION RATE</span>
  </p>
</div>
<!-- /.d-flex -->
  <div class="d-flex justify-content-between align-items-center border-bottom
mb-3">
  <p class="text-warning text-xl">
    <i class="ion ion-ios-cart-outline"></i>
  </p>
  <p class="d-flex flex-column text-right">
    <span class="font-weight-bold">
      <i class="ion ion-android-arrow-up text-warning"></i> 0.8%
    </span>
    <span class="text-muted">SALES RATE</span>
  </p>
</div>
</div>
```

```
</p>
</div>
<!-- /.d-flex -->
<div class="d-flex justify-content-between align-items-center mb-0">
  <p class="text-danger text-xl">
    <i class="ion ion-ios-people-outline"></i>
  </p>
  <p class="d-flex flex-column text-right">
    <span class="font-weight-bold">
      <i class="ion ion-android-arrow-down text-danger"></i> 1%
    </span>
    <span class="text-muted">REGISTRATION RATE</span>
  </p>
</div>
<!-- /.d-flex -->
</div>
</div>
</div>
<!-- /.col-md-6 -->
</div>
<!-- /.row -->
</div>
<!-- /.container-fluid -->
</div>
<!-- /.content -->
</div>
<!-- /.content-wrapper -->

<!-- Control Sidebar -->
<aside class="control-sidebar control-sidebar-dark">
  <!-- Control sidebar content goes here -->
</aside>
<!-- /.control-sidebar -->
```

```

<!-- Main Footer -->
<footer class="main-footer">
    <strong>Copyright &copy; 2014-2019 <a
href="http://adminlte.io">AdminLTE.io</a>.</strong>
    All rights reserved.
    <div class="float-right d-none d-sm-inline-block">
        <b>Version</b> 3.0.5
    </div>
</footer>
</div>
<!-- ./wrapper -->

<!-- REQUIRED SCRIPTS -->

<!-- jQuery -->
<script src="plugins/jquery/jquery.min.js"></script>
<!-- Bootstrap -->
<script src="plugins/bootstrap/js/bootstrap.bundle.min.js"></script>
<!-- AdminLTE -->
<script src="dist/js/adminlte.js"></script>

<!-- OPTIONAL SCRIPTS -->
<script src="plugins/chart.js/Chart.min.js"></script>
<script src="dist/js/demo.js"></script>
<script src="dist/js/pages/dashboard3.js"></script>
</body>
</html>

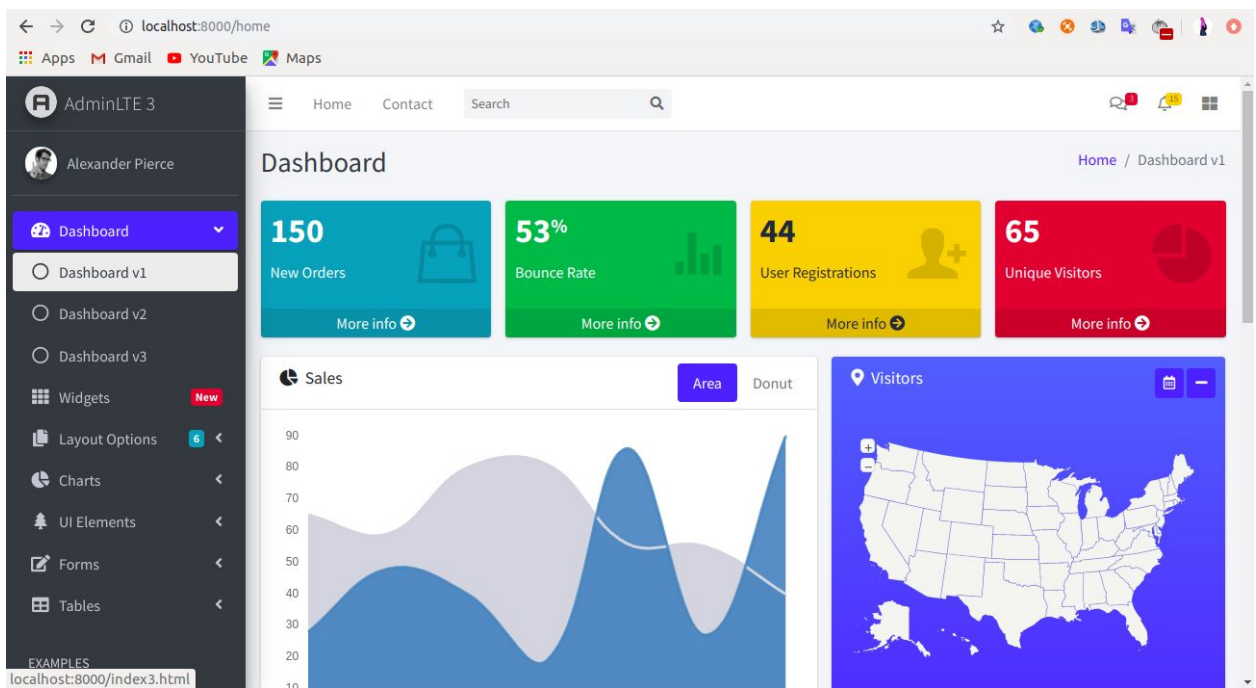
```

Cari kata **src** dan **href**, kita akan tambahkan syntax di dalamnya yaitu **asset** dan **adminlte**, karena folder adminlte tadi kita letakkan dalam folder public, maka kita akan

panggil dengan **asset**. Karena file ini berada dalam folder adminlte, maka kita akan tambahkan juga **adminlte**, berikut contohnya:

```
Sebelumnya:  
<link rel="stylesheet" href="plugins/jqvmap/jqvmap.min.css">  
  
Sekarang kita akan tambahkan asset dan adminlte:  
  
<link rel="stylesheet" href="{{asset('adminlte/plugins/jqvmap/jqvmap.min.css')}}">
```

Lakukan seterusnya sampai tampilan menjadi seperti ini:



## I. Header

Kita akan menyederhanakan codingan di atas dengan membagi / memisahkan codingan untuk header dan sidebar.

Kita akan membagi codingan sidebar terlebih dahulu, yaitu dengan membuat file baru dan beri nama header.blade.php. Cari kata navbar kemudian cut codingan tersebut dan pindahkan ke file header.blade.php

```
<!-- Navbar -->
<nav class="main-header navbar navbar-expand navbar-white navbar-light">
  <!-- Left navbar links -->
  <ul class="navbar-nav">
    <li class="nav-item">
      <a class="nav-link" data-widget="pushmenu" href="#" role="button"><i class="fas
fa-bars"></i></a>
    </li>
    <li class="nav-item d-none d-sm-inline-block">
      <a href="index3.html" class="nav-link">Home</a>
    </li>
    <li class="nav-item d-none d-sm-inline-block">
      <a href="#" class="nav-link">Contact</a>
    </li>
  </ul>

  <!-- SEARCH FORM -->
  <form class="form-inline ml-3">
    <div class="input-group input-group-sm">
      <input class="form-control form-control-navbar" type="search"
placeholder="Search" aria-label="Search">
      <div class="input-group-append">
        <button class="btn btn-navbar" type="submit">
          <i class="fas fa-search"></i>
        </button>
      </div>
    </div>
  </form>
```

```

<!-- Right navbar links -->
<ul class="navbar-nav ml-auto">
  <!-- Messages Dropdown Menu -->
  <li class="nav-item dropdown">
    <a class="nav-link" data-toggle="dropdown" href="#">
      <i class="far fa-comments"></i>
      <span class="badge badge-danger navbar-badge">3</span>
    </a>
    <div class="dropdown-menu dropdown-menu-lg dropdown-menu-right">
      <a href="#" class="dropdown-item">
        <!-- Message Start -->
        <div class="media">
          
          <div class="media-body">
            <h3 class="dropdown-item-title">
              Brad Diesel
              <span class="float-right text-sm text-danger"><i class="fas
fa-star"></i></span>
            </h3>
            <p class="text-sm">Call me whenever you can...</p>
            <p class="text-sm text-muted"><i class="far fa-clock mr-1"></i> 4 Hours
Ago</p>
          </div>
        </div>
        <!-- Message End -->
      </a>
      <div class="dropdown-divider"></div>
      <a href="#" class="dropdown-item">
        <!-- Message Start -->
        <div class="media">
          

```

```
<div class="media-body">
  <h3 class="dropdown-item-title">
    John Pierce
    <span class="float-right text-sm text-muted"><i class="fas
fa-star"></i></span>
  </h3>
  <p class="text-sm">I got your message bro</p>
  <p class="text-sm text-muted"><i class="far fa-clock mr-1"></i> 4 Hours
Ago</p>
</div>
</div>
<!-- Message End -->
</a>
<div class="dropdown-divider"></div>
<a href="#" class="dropdown-item">
  <!-- Message Start -->
  <div class="media">
    
    <div class="media-body">
      <h3 class="dropdown-item-title">
        Nora Silvester
        <span class="float-right text-sm text-warning"><i class="fas
fa-star"></i></span>
      </h3>
      <p class="text-sm">The subject goes here</p>
      <p class="text-sm text-muted"><i class="far fa-clock mr-1"></i> 4 Hours
Ago</p>
    </div>
  </div>
  <!-- Message End -->
</a>
<div class="dropdown-divider"></div>
```

```
<a href="#" class="dropdown-item dropdown-footer">See All Messages</a>
</div>
</li>
<!-- Notifications Dropdown Menu -->
<li class="nav-item dropdown">
  <a class="nav-link" data-toggle="dropdown" href="#">
    <i class="far fa-bell"></i>
    <span class="badge badge-warning navbar-badge">15</span>
  </a>
  <div class="dropdown-menu dropdown-menu-lg dropdown-menu-right">
    <span class="dropdown-item dropdown-header">15 Notifications</span>
    <div class="dropdown-divider"></div>
    <a href="#" class="dropdown-item">
      <i class="fas fa-envelope mr-2"></i> 4 new messages
      <span class="float-right text-muted text-sm">3 mins</span>
    </a>
    <div class="dropdown-divider"></div>
    <a href="#" class="dropdown-item">
      <i class="fas fa-users mr-2"></i> 8 friend requests
      <span class="float-right text-muted text-sm">12 hours</span>
    </a>
    <div class="dropdown-divider"></div>
    <a href="#" class="dropdown-item">
      <i class="fas fa-file mr-2"></i> 3 new reports
      <span class="float-right text-muted text-sm">2 days</span>
    </a>
    <div class="dropdown-divider"></div>
    <a href="#" class="dropdown-item dropdown-footer">See All Notifications</a>
  </div>
</li>
<li class="nav-item">
  <a class="nav-link" data-widget="control-sidebar" data-slide="true" href="#"
  role="button"><i
```

```

        class="fas fa-th-large"></i></a>
    </li>
</ul>
</nav>
<!-- /.navbar -->

```

Kita bisa mengubah tampilan header sesuai dengan keinginan kita, seperti contoh kita akan mengubah tampilan header menjadi seperti ini:



Maka codingannya kita ubah menjadi seperti ini:

```

<nav class="main-header navbar navbar-expand" style="background-color: #ff5a0b">

    <ul class="navbar-nav">
        <li class="nav-item">
            <a class="nav-link" data-widget="pushmenu" href="#" role="button" style="color:
#fff"><i class="fas fa-bars"></i></a>
        </li>
        <li class="nav-item d-none d-sm-inline-block">
            <a href="/home" class="nav-link" style="color: #fff; font-size: 20px">Home</a>
        </li>
    </ul>

    <ul class="navbar-nav ml-auto">
        @guest
        <li class="nav-item">
            <a class="nav-link" href="{{ route('login') }}">{{ __('Login') }}</a>
        </li>
        @else

```

```

<li class="nav-item dropdown">
  <a class="nav-link" data-toggle="dropdown" href="#" style="color: #fff; font-size:
20px">
    {{Auth::user()->name}} <i class="fa fa-angle-down"></i>
  </a>
  <div class="dropdown-menu dropdown-menu-lg dropdown-menu-right">
    <div class="dropdown-item">
      <div class="media">

        <div class="media-body text-dark">
          <h3 class="dropdown-item-title">
            {{Auth::user()->name}}
          </h3>
        </div>
      </div>
    </div>
    <div class="dropdown-divider"></div>
    <a class="dropdown-item dropdown-footer text-dark text-right" id="btn_logout"
href="{{ route('logout') }}" style="color: black !important;"
                                onclick="event.preventDefault();
document.getElementById('logout-form').submit();">
      <i class="nav-icon fa fa-sign-out-alt"></i> Logout
    </a>
    <form id="logout-form" action="{{ route('logout') }}" method="POST"
style="display: none;">@csrf</form>
  </div>
</li>
@endguest
</ul>
</nav>

```

Kembali ke file main.blade.php, codingan navbar yang sudah kita pindahkan tadi kita tambahkan codingan seperti berikut:

```
@include('layouts.header')
```

## J. Sidebar

Setelah memindahkan header, kita juga akan memindahkan sidebar. Buat file dengan nama sidebar.blade.php, dan cari kata main sidebar container lalu kita cut dan pindahkan ke file sidebar.blade.php.

```
<aside class="main-sidebar sidebar-dark-primary elevation-4">
  <!-- Brand Logo -->
  <a href="index3.html" class="brand-link">
    
    <span class="brand-text font-weight-light">AdminLTE 3</span>
  </a>

  <!-- Sidebar -->
  <div class="sidebar">
    <!-- Sidebar user panel (optional) -->
    <div class="user-panel mt-3 pb-3 mb-3 d-flex">
      <div class="image">
        
      </div>
      <div class="info">
        <a href="#" class="d-block">Alexander Pierce</a>
      </div>
    </div>
  </div>
```

```
<!-- Sidebar Menu -->
<nav class="mt-2">
  <ul class="nav nav-pills nav-sidebar flex-column" data-widget="treeview"
role="menu" data-accordion="false">
  <!-- Add icons to the links using the .nav-icon class
  with font-awesome or any other icon font library -->
  <li class="nav-item has-treeview menu-open">
    <a href="#" class="nav-link active">
      <i class="nav-icon fas fa-tachometer-alt"></i>
      <p>
        Dashboard
        <i class="right fas fa-angle-left"></i>
      </p>
    </a>
    <ul class="nav nav-treeview">
      <li class="nav-item">
        <a href="/index.html" class="nav-link">
          <i class="far fa-circle nav-icon"></i>
          <p>Dashboard v1</p>
        </a>
      </li>
      <li class="nav-item">
        <a href="/index2.html" class="nav-link">
          <i class="far fa-circle nav-icon"></i>
          <p>Dashboard v2</p>
        </a>
      </li>
      <li class="nav-item">
        <a href="/index3.html" class="nav-link active">
          <i class="far fa-circle nav-icon"></i>
          <p>Dashboard v3</p>
        </a>
      </li>
    </ul>
  </li>

```

```
</ul>
</li>
<li class="nav-item">
  <a href="pages/widgets.html" class="nav-link">
    <i class="nav-icon fas fa-th"></i>
    <p>
      Widgets
      <span class="right badge badge-danger">New</span>
    </p>
  </a>
</li>
<li class="nav-item has-treeview">
  <a href="#" class="nav-link">
    <i class="nav-icon fas fa-copy"></i>
    <p>
      Layout Options
      <i class="fas fa-angle-left right"></i>
      <span class="badge badge-info right">6</span>
    </p>
  </a>
  <ul class="nav nav-treeview">
    <li class="nav-item">
      <a href="pages/layout/top-nav.html" class="nav-link">
        <i class="far fa-circle nav-icon"></i>
        <p>Top Navigation</p>
      </a>
    </li>
    <li class="nav-item">
      <a href="pages/layout/top-nav-sidebar.html" class="nav-link">
        <i class="far fa-circle nav-icon"></i>
        <p>Top Navigation + Sidebar</p>
      </a>
    </li>
  </ul>
</li>
```

```
<li class="nav-item">
  <a href="pages/layout/boxed.html" class="nav-link">
    <i class="far fa-circle nav-icon"></i>
    <p>Boxed</p>
  </a>
</li>
<li class="nav-item">
  <a href="pages/layout/fixed-sidebar.html" class="nav-link">
    <i class="far fa-circle nav-icon"></i>
    <p>Fixed Sidebar</p>
  </a>
</li>
<li class="nav-item">
  <a href="pages/layout/fixed-topnav.html" class="nav-link">
    <i class="far fa-circle nav-icon"></i>
    <p>Fixed Navbar</p>
  </a>
</li>
<li class="nav-item">
  <a href="pages/layout/fixed-footer.html" class="nav-link">
    <i class="far fa-circle nav-icon"></i>
    <p>Fixed Footer</p>
  </a>
</li>
<li class="nav-item">
  <a href="pages/layout/collapsed-sidebar.html" class="nav-link">
    <i class="far fa-circle nav-icon"></i>
    <p>Collapsed Sidebar</p>
  </a>
</li>
</ul>
</li>
<li class="nav-item has-treeview">
```

```
<a href="#" class="nav-link">
  <i class="nav-icon fas fa-chart-pie"></i>
  <p>
    Charts
    <i class="right fas fa-angle-left"></i>
  </p>
</a>
<ul class="nav nav-treeview">
  <li class="nav-item">
    <a href="pages/charts/chartjs.html" class="nav-link">
      <i class="far fa-circle nav-icon"></i>
      <p>ChartJS</p>
    </a>
  </li>
  <li class="nav-item">
    <a href="pages/charts/flot.html" class="nav-link">
      <i class="far fa-circle nav-icon"></i>
      <p>Flot</p>
    </a>
  </li>
  <li class="nav-item">
    <a href="pages/charts/inline.html" class="nav-link">
      <i class="far fa-circle nav-icon"></i>
      <p>Inline</p>
    </a>
  </li>
</ul>
</li>
<li class="nav-item has-treeview">
  <a href="#" class="nav-link">
    <i class="nav-icon fas fa-tree"></i>
    <p>
      UI Elements
```

```
<i class="fas fa-angle-left right"></i>
</p>
</a>
<ul class="nav nav-treeview">
  <li class="nav-item">
    <a href="pages/UI/general.html" class="nav-link">
      <i class="far fa-circle nav-icon"></i>
      <p>General</p>
    </a>
  </li>
  <li class="nav-item">
    <a href="pages/UI/icons.html" class="nav-link">
      <i class="far fa-circle nav-icon"></i>
      <p>Icons</p>
    </a>
  </li>
  <li class="nav-item">
    <a href="pages/UI/buttons.html" class="nav-link">
      <i class="far fa-circle nav-icon"></i>
      <p>Buttons</p>
    </a>
  </li>
  <li class="nav-item">
    <a href="pages/UI/sliders.html" class="nav-link">
      <i class="far fa-circle nav-icon"></i>
      <p>Sliders</p>
    </a>
  </li>
  <li class="nav-item">
    <a href="pages/UI/modals.html" class="nav-link">
      <i class="far fa-circle nav-icon"></i>
      <p>Modals & Alerts</p>
    </a>
```

```
</li>
<li class="nav-item">
  <a href="pages/UI/navbar.html" class="nav-link">
    <i class="far fa-circle nav-icon"></i>
    <p>Navbar & Tabs</p>
  </a>
</li>
<li class="nav-item">
  <a href="pages/UI/timeline.html" class="nav-link">
    <i class="far fa-circle nav-icon"></i>
    <p>Timeline</p>
  </a>
</li>
<li class="nav-item">
  <a href="pages/UI/ribbons.html" class="nav-link">
    <i class="far fa-circle nav-icon"></i>
    <p>Ribbons</p>
  </a>
</li>
</ul>
</li>
<li class="nav-item has-treeview">
  <a href="#" class="nav-link">
    <i class="nav-icon fas fa-edit"></i>
    <p>
      Forms
      <i class="fas fa-angle-left right"></i>
    </p>
  </a>
  <ul class="nav nav-treeview">
    <li class="nav-item">
      <a href="pages/forms/general.html" class="nav-link">
        <i class="far fa-circle nav-icon"></i>
```

```

    <p>General Elements</p>
  </a>
</li>
<li class="nav-item">
  <a href="pages/forms/advanced.html" class="nav-link">
    <i class="far fa-circle nav-icon"></i>
    <p>Advanced Elements</p>
  </a>
</li>
<li class="nav-item">
  <a href="pages/forms/editors.html" class="nav-link">
    <i class="far fa-circle nav-icon"></i>
    <p>Editors</p>
  </a>
</li>
<li class="nav-item">
  <a href="pages/forms/validation.html" class="nav-link">
    <i class="far fa-circle nav-icon"></i>
    <p>Validation</p>
  </a>
</li>
</ul>
</li>
<li class="nav-item has-treeview">
  <a href="#" class="nav-link">
    <i class="nav-icon fas fa-table"></i>
    <p>
      Tables
      <i class="fas fa-angle-left right"></i>
    </p>
  </a>
  <ul class="nav nav-treeview">
    <li class="nav-item">

```

```
<a href="pages/tables/simple.html" class="nav-link">
  <i class="far fa-circle nav-icon"></i>
  <p>Simple Tables</p>
</a>
</li>
<li class="nav-item">
  <a href="pages/tables/data.html" class="nav-link">
    <i class="far fa-circle nav-icon"></i>
    <p>DataTables</p>
  </a>
</li>
<li class="nav-item">
  <a href="pages/tables/jsgrid.html" class="nav-link">
    <i class="far fa-circle nav-icon"></i>
    <p>jsGrid</p>
  </a>
</li>
</ul>
</li>
<li class="nav-header">EXAMPLES</li>
<li class="nav-item">
  <a href="pages/calendar.html" class="nav-link">
    <i class="nav-icon fas fa-calendar-alt"></i>
    <p>
      Calendar
      <span class="badge badge-info right">2</span>
    </p>
  </a>
</li>
<li class="nav-item">
  <a href="pages/gallery.html" class="nav-link">
    <i class="nav-icon far fa-image"></i>
    <p>
```

```
    Gallery
  </p>
</a>
</li>
<li class="nav-item has-treeview">
  <a href="#" class="nav-link">
    <i class="nav-icon far fa-envelope"></i>
    <p>
      Mailbox
      <i class="fas fa-angle-left right"></i>
    </p>
  </a>
  <ul class="nav nav-treeview">
    <li class="nav-item">
      <a href="pages/mailbox/mailbox.html" class="nav-link">
        <i class="far fa-circle nav-icon"></i>
        <p>Inbox</p>
      </a>
    </li>
    <li class="nav-item">
      <a href="pages/mailbox/compose.html" class="nav-link">
        <i class="far fa-circle nav-icon"></i>
        <p>Compose</p>
      </a>
    </li>
    <li class="nav-item">
      <a href="pages/mailbox/read-mail.html" class="nav-link">
        <i class="far fa-circle nav-icon"></i>
        <p>Read</p>
      </a>
    </li>
  </ul>
</li>
```

```
<li class="nav-item has-treeview">
  <a href="#" class="nav-link">
    <i class="nav-icon fas fa-book"></i>
    <p>
      Pages
      <i class="fas fa-angle-left right"></i>
    </p>
  </a>
  <ul class="nav nav-treeview">
    <li class="nav-item">
      <a href="pages/examples/invoice.html" class="nav-link">
        <i class="far fa-circle nav-icon"></i>
        <p>Invoice</p>
      </a>
    </li>
    <li class="nav-item">
      <a href="pages/examples/profile.html" class="nav-link">
        <i class="far fa-circle nav-icon"></i>
        <p>Profile</p>
      </a>
    </li>
    <li class="nav-item">
      <a href="pages/examples/e-commerce.html" class="nav-link">
        <i class="far fa-circle nav-icon"></i>
        <p>E-commerce</p>
      </a>
    </li>
    <li class="nav-item">
      <a href="pages/examples/projects.html" class="nav-link">
        <i class="far fa-circle nav-icon"></i>
        <p>Projects</p>
      </a>
    </li>
  </ul>
</li>
```

```
<li class="nav-item">
  <a href="pages/examples/project-add.html" class="nav-link">
    <i class="far fa-circle nav-icon"></i>
    <p>Project Add</p>
  </a>
</li>
<li class="nav-item">
  <a href="pages/examples/project-edit.html" class="nav-link">
    <i class="far fa-circle nav-icon"></i>
    <p>Project Edit</p>
  </a>
</li>
<li class="nav-item">
  <a href="pages/examples/project-detail.html" class="nav-link">
    <i class="far fa-circle nav-icon"></i>
    <p>Project Detail</p>
  </a>
</li>
<li class="nav-item">
  <a href="pages/examples/contacts.html" class="nav-link">
    <i class="far fa-circle nav-icon"></i>
    <p>Contacts</p>
  </a>
</li>
</ul>
</li>
<li class="nav-item has-treeview">
  <a href="#" class="nav-link">
    <i class="nav-icon far fa-plus-square"></i>
    <p>
      Extras
      <i class="fas fa-angle-left right"></i>
    </p>
  </a>
</li>
```

```
</a>
<ul class="nav nav-treeview">
  <li class="nav-item">
    <a href="pages/examples/login.html" class="nav-link">
      <i class="far fa-circle nav-icon"></i>
      <p>Login</p>
    </a>
  </li>
  <li class="nav-item">
    <a href="pages/examples/register.html" class="nav-link">
      <i class="far fa-circle nav-icon"></i>
      <p>Register</p>
    </a>
  </li>
  <li class="nav-item">
    <a href="pages/examples/forgot-password.html" class="nav-link">
      <i class="far fa-circle nav-icon"></i>
      <p>Forgot Password</p>
    </a>
  </li>
  <li class="nav-item">
    <a href="pages/examples/recover-password.html" class="nav-link">
      <i class="far fa-circle nav-icon"></i>
      <p>Recover Password</p>
    </a>
  </li>
  <li class="nav-item">
    <a href="pages/examples/lockscreen.html" class="nav-link">
      <i class="far fa-circle nav-icon"></i>
      <p>Lockscreen</p>
    </a>
  </li>
  <li class="nav-item">
```

```
<a href="pages/examples/legacy-user-menu.html" class="nav-link">
  <i class="far fa-circle nav-icon"></i>
  <p>Legacy User Menu</p>
</a>
</li>
<li class="nav-item">
  <a href="pages/examples/language-menu.html" class="nav-link">
    <i class="far fa-circle nav-icon"></i>
    <p>Language Menu</p>
  </a>
</li>
<li class="nav-item">
  <a href="pages/examples/404.html" class="nav-link">
    <i class="far fa-circle nav-icon"></i>
    <p>Error 404</p>
  </a>
</li>
<li class="nav-item">
  <a href="pages/examples/500.html" class="nav-link">
    <i class="far fa-circle nav-icon"></i>
    <p>Error 500</p>
  </a>
</li>
<li class="nav-item">
  <a href="pages/examples/pace.html" class="nav-link">
    <i class="far fa-circle nav-icon"></i>
    <p>Pace</p>
  </a>
</li>
<li class="nav-item">
  <a href="pages/examples/blank.html" class="nav-link">
    <i class="far fa-circle nav-icon"></i>
    <p>Blank Page</p>
  </a>
</li>
```

```
</a>
</li>
<li class="nav-item">
  <a href="starter.html" class="nav-link">
    <i class="far fa-circle nav-icon"></i>
    <p>Starter Page</p>
  </a>
</li>
</ul>
</li>
<li class="nav-header">MISCELLANEOUS</li>
<li class="nav-item">
  <a href="https://adminlte.io/docs/3.0" class="nav-link">
    <i class="nav-icon fas fa-file"></i>
    <p>Documentation</p>
  </a>
</li>
<li class="nav-header">MULTI LEVEL EXAMPLE</li>
<li class="nav-item">
  <a href="#" class="nav-link">
    <i class="fas fa-circle nav-icon"></i>
    <p>Level 1</p>
  </a>
</li>
<li class="nav-item has-treeview">
  <a href="#" class="nav-link">
    <i class="nav-icon fas fa-circle"></i>
    <p>
      Level 1
      <i class="right fas fa-angle-left"></i>
    </p>
  </a>
  <ul class="nav nav-treeview">
```

```
<li class="nav-item">
  <a href="#" class="nav-link">
    <i class="far fa-circle nav-icon"></i>
    <p>Level 2</p>
  </a>
</li>
<li class="nav-item has-treeview">
  <a href="#" class="nav-link">
    <i class="far fa-circle nav-icon"></i>
    <p>
      Level 2
      <i class="right fas fa-angle-left"></i>
    </p>
  </a>
  <ul class="nav nav-treeview">
    <li class="nav-item">
      <a href="#" class="nav-link">
        <i class="far fa-dot-circle nav-icon"></i>
        <p>Level 3</p>
      </a>
    </li>
    <li class="nav-item">
      <a href="#" class="nav-link">
        <i class="far fa-dot-circle nav-icon"></i>
        <p>Level 3</p>
      </a>
    </li>
    <li class="nav-item">
      <a href="#" class="nav-link">
        <i class="far fa-dot-circle nav-icon"></i>
        <p>Level 3</p>
      </a>
    </li>
  </ul>
</li>
```

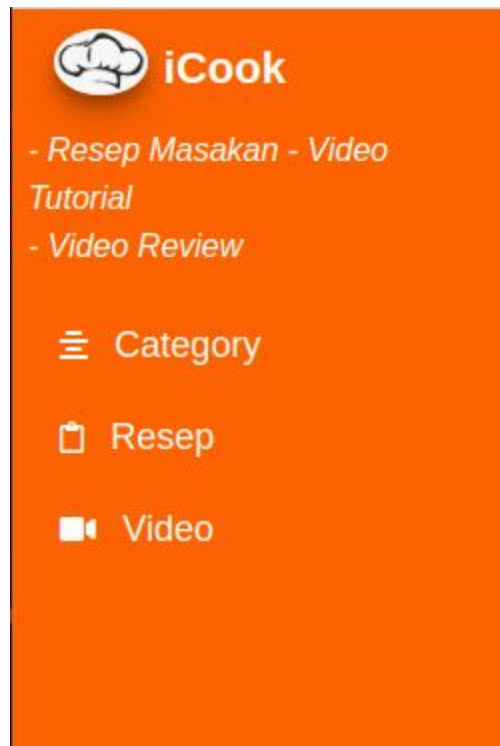
```
</ul>
</li>
<li class="nav-item">
  <a href="#" class="nav-link">
    <i class="far fa-circle nav-icon"></i>
    <p>Level 2</p>
  </a>
</li>
</ul>
</li>
<li class="nav-item">
  <a href="#" class="nav-link">
    <i class="fas fa-circle nav-icon"></i>
    <p>Level 1</p>
  </a>
</li>
<li class="nav-header">LABELS</li>
<li class="nav-item">
  <a href="#" class="nav-link">
    <i class="nav-icon far fa-circle text-danger"></i>
    <p class="text">Important</p>
  </a>
</li>
<li class="nav-item">
  <a href="#" class="nav-link">
    <i class="nav-icon far fa-circle text-warning"></i>
    <p>Warning</p>
  </a>
</li>
<li class="nav-item">
  <a href="#" class="nav-link">
    <i class="nav-icon far fa-circle text-info"></i>
    <p>Informational</p>
  </a>
</li>
```

```

    </a>
  </li>
</ul>
</nav>
<!-- /.sidebar-menu -->
</div>
<!-- /.sidebar -->
</aside>

```

Kita bisa modifikasi codingan sidebar disini sesuai dengan keinginan kita, seperti contoh berikut ini:



```

<aside class="main-sidebar" style="background-color: #fa6900">

  <a href="/home" class="brand-link">
    
      <span class="brand-text font-weight-bold" style="color: #fff; font-size:
22px">iCook</span>

```

```

</a>

<div class="sidebar">
  <div class="text">
    <p style="color: #fff; font-style: italic;">- Resep Masakan - Video Tutorial<br>-
Video Review</p>
  </div>

  <ul class="nav nav-pills nav-sidebar flex-column" data-widget="treeview"
role="menu" data-accordion="false">
    <li class="nav-item">
      <a href="/category" class="nav-link">
        <i class="fas fa-align-center" style="color: #fff"></i> &nbsp;
        <p style="color: #fff; font-size: 18px">Category</p>
      </a>
    </li>
    <li class="nav-item">
      <a href="/resep" class="nav-link">
        <i class="far fa-clipboard" style="color: #fff"></i> &nbsp;
        <p style="color: #fff; font-size: 18px">Resep</p>
      </a>
    </li>
    <li class="nav-item">
      <a href="/video" class="nav-link">
        <i class="fas fa-video" style="color: #fff"></i> &nbsp;
        <p style="color: #fff; font-size: 18px">Video</p>
      </a>
    </li>
  </ul>
</div>
</aside>

```

Tambahkan codingan berikut ini ditempat codingan yang kita cut tadi.

```
@include('layouts.sidebar')
```

## K. Content

Untuk letak konten ini kita tidak perlu membuat file baru, cukup ubah codingan di main.blade.php menjadi seperti ini:

```
<!DOCTYPE html>
<html lang="en">
<head>
  <meta charset="utf-8">
  <meta name="viewport" content="width=device-width, initial-scale=1">
  <meta http-equiv="x-ua-compatible" content="ie=edge">

  <title>Admin || iCook</title>

  <!-- Font Awesome Icons -->
                                <link                                rel="stylesheet"
href="{{asset('adminlte/plugins/fontawesome-free/css/all.min.css')}}">
  <!-- IonIcons -->
                                <link                                rel="stylesheet"
href="http://code.ionicframework.com/ionicons/2.0.1/css/ionicons.min.css">
  <!-- Theme style -->
  <link rel="stylesheet" href="{{asset('adminlte/dist/css/adminlte.min.css')}}">
  <!-- Google Font: Source Sans Pro -->
                                                                <link
href="https://fonts.googleapis.com/css?family=Source+Sans+Pro:300,400,400i,700"
rel="stylesheet">

  <meta name="csrf-token" content="{{ csrf_token() }}">
```

```

<link rel="stylesheet"
href="https://stackpath.bootstrapcdn.com/bootstrap/4.5.0/css/bootstrap.min.css"/>
  <link href="https://cdn.datatables.net/1.10.21/css/jquery.dataTables.min.css"
rel="stylesheet">
  <link href="https://cdn.datatables.net/1.10.21/css/dataTables.bootstrap4.min.css"
rel="stylesheet">
</head>

<body class="hold-transition sidebar-mini" style="background-color: #fa6900">
  <div class="wrapper">
    @include('layouts.header')
    @include('layouts.sidebar')
    <div class="content-wrapper">
      <div class="content-header">
        <div class="container-fluid">
          <div class="row mb-2">
            <div class="col-sm-6">
              @yield('pageheader')
            </div>
            <div class="col-sm-6">
              <ol class="breadcrumb float-sm-right">
                <li class="breadcrumb-item"><a href="/home" style="color:
#ff5a0b">Home</a></li>
                @yield('breadcrumb')
              </ol>
            </div>
          </div>
        </div>
      </div>
      <div class="content">
        @yield('content')
      </div>
    </div>
  </div>

```

```

<footer class="main-footer" style="background-color: #ff5a0b">
  <strong style="color: #fff">Copyright &copy; 2014-2019
    <a href="http://adminlte.io" style="color: #fff">AdminLTE.io</a>.All rights reserved.
  </strong>
  <div class="float-right d-none d-sm-inline-block">
    <b style="color: #fff">Version 3.0.5</b>
  </div>
</footer>


<script src="https://ajax.googleapis.com/ajax/libs/jquery/1.9.1/jquery.js"></script>
<script
src="https://cdnjs.cloudflare.com/ajax/libs/jquery-validate/1.19.0/jquery.validate.js"></s
cript>
<script src="https://cdn.datatables.net/1.10.21/js/jquery.dataTables.min.js"></script>
<script
src="https://stackpath.bootstrapcdn.com/bootstrap/4.5.0/js/bootstrap.min.js"></script>
<script
src="https://cdn.datatables.net/1.10.21/js/dataTables.bootstrap4.min.js"></script>

</body>
</html>

```

## L. Dashboard

Kemudian kita beralih ke file `home.blade.php`, dimana file ini yang akan kita gunakan untuk menuliskan syntax yang akan kita buat untuk tampilan awal dashboard setelah berhasil login. Seperti contohnya kita akan buat seperti ini:



```
@extends('layouts.main')

@section('content')
<center>
    
    <h4 style="color: #fa6900">{{ __('Dashboard Admin') }}</h4>
</center>
@endsection
```

## M. CRUD Kategori

Buat table category di database yang telah kita buat.

Buat model dari terminal atau cmd dengan:

```
php artisan make:model Category -m
```

**-m** disini berfungsi untuk create table di database.

Buka folder **Database>Migrations** dan didalam folder migrations terdapat file dengan nama create table yang kita buat tadi yaitu category, lalu kita tambahkan field apa yang akan kita tambahkan di dalam table tersebut, misalnya kita akan menambahkan field category.

```
<?php

use Illuminate\Database\Migrations\Migration;
use Illuminate\Database\Schema\Blueprint;
use Illuminate\Support\Facades\Schema;

class CreateCategoriesTable extends Migration
{
    /**
     * Run the migrations.
     *
     * @return void
     */
    public function up()
    {
        Schema::create('categories', function (Blueprint $table) {
            $table->id();
            $table->string('category');
            $table->timestamps();
        });
    }

    /**
     * Reverse the migrations.
     *
     * @return void
     */
    public function down()
    {
        Schema::dropIfExists('categories');
    }
}
```

Disini kita menambahkan baris code `$table->string('category');` yang artinya kita menambahkan field category di bawah id, dengan tipe data string. Kemudian kita migrate ke database kita dengan cara:

```
php artisan migrate
```

Dan kita lihat di database kita, ada table dengan nama categories dan di dalamnya sudah ada field yang kita tambahkan tadi.

#	Name	Type	Collation	Attributes	Null	Default	Comments	Extra	Action
<input type="checkbox"/>	1	<b>id</b>		UNSIGNED	No	None		AUTO_INCREMENT	Change  Drop  More
<input type="checkbox"/>	2	<b>category</b>	utf8mb4_unicode_ci		No	None			Change  Drop  More
<input type="checkbox"/>	3	<b>created_at</b>			Yes	NULL			Change  Drop  More
<input type="checkbox"/>	4	<b>updated_at</b>			Yes	NULL			Change  Drop  More

Kemudian buat controllernya.

```
php artisan make:controller CategoryController -r
```

`-r` disini berfungsi untuk membuat semua function CRUD pada controller tersebut. Buka folder **app->controller** lalu edit file CategoryController.php menjadi seperti ini:

```
<?php

namespace App\Http\Controllers;

use Illuminate\Http\Request;
use App\Models\Category;
use Datatables;
```

```
class CategoryController extends Controller
{

    public function index()
    {
        if(request()->ajax()) {
            return datatables()->of(Category::select('*'))
                ->addColumn('action', 'category.action')
                ->rawColumns(['action'])
                ->addIndexColumn()
                ->make(true);
        }
        return view('category.index');
    }

    public function create()
    {
        return view('category.create');
    }

    public function store(Request $request)
    {
        $request->validate([
            'category' => 'required',
        ]);

        $category = new Category;
        $category->category = $request->category;
        $category->save();
        return redirect()->route('category.index')
            ->with('success','Category has been created successfully.');
```

```
public function show($category)
{
    return view('category.show',compact('category'));
}

public function edit($id)
{
    $category = Category::findOrFail($id);

    return view('category.edit',compact('category'));
}

public function update(Request $request, $id)
{
    $request->validate([
        'category' => 'required',
    ]);

    $category = Category::find($id);
    $category->category = $request->category;
    $category->save();
    return redirect()->route('category.index')
        ->with('success','Category Has Been updated successfully');
}

public function destroy($id)
{
    $cat = Category::where('id',$request->id)->delete();
    return Response()->json($cat);
}
}
```

Sekarang kita buat view nya, buka folder **resource->view** kemudian buat folder dengan nama **category** dan di dalam folder tersebut buat file dengan nama **index.blade.php** kemudian buat codingan seperti ini:

```
@extends('layouts.main')

@section('title','Category')

@section('header')

<h1>Category</h1>

@endsection

@section('breadcrumb')

<li class="breadcrumb-item active">Category</li>

@endsection

@section('content')

<div class="card" style="border-top: 3px solid #ff5a0b">
  <body>
    <div class="container mt-2">
      <div class="row">
        <div class="col-lg-12 margin-tb">
          <div class="pull-left">
            <h2>Data Category</h2>
          </div>
          <div class="pull-right mb-2">
            <a class="btn" style="background-color: #fa6900; color: #fff" href="{{
route('category.create') }}"> Create Category</a>

```

```

        </div>
    </div>
</div>
@if ($message = Session::get('success'))
    <div class="alert alert-success">
        <p>{{ $message }}</p>
    </div>
@endif
<div class="card-body">
    <table class="table table-bordered" id="datatable-crud" cellspacing="0">
        <thead>
            <tr>
                <th width="5%">No</th>
                <th>Category</th>
                <th width="15%">Action</th>
            </tr>
        </thead>
    </table>
</div>
</div>
</body>
</div>

<script src="//code.jquery.com/jquery-2.0.0.js"></script>
<script
src="http://ajax.aspnetcdn.com/ajax/jquery.validate/1.11.1/jquery.validate.min.js"></scr
ipt>
<script type="text/javascript">
$(document).ready( function () {
    $.ajaxSetup({
        headers: {
            'X-CSRF-TOKEN': $('meta[name="csrf-token"]').attr('content')
        }
    }
}

```

```

});

$('#datatable-crud').DataTable({
  processing: true,
  serverSide: true,
  ajax: "{{ url('category') }}",
  columns: [
    { data: 'id', name: 'id' },
    { data: 'category', name: 'category' },
    { data: 'action', name: 'action', orderable: false},
  ],
  order: [[0, 'asc']]
});

$('body').on('click', '.delete', function () {
  if (confirm("Delete Category?") == true) {
    var id = $(this).data('id');
    // ajax
    $.ajax({
      type:"POST",
      url: "{{ url('delete-category') }}",
      data: { id: id},
      dataType: 'json',
      success: function(res){
        var oTable = $('#datatable-crud').dataTable();
        oTable.fnDraw(false);
      }
    });
  }
});
});
</script>

```

```
@endsection('content')
```

Setelah itu kita buat routenya, buka folder **routes->web.php** lalu tuliskan baris code berikut ini:

```
Route::resource('category', CategoryController::class);  
Route::post('delete-category', [CategoryController::class,'destroy']);
```

Kemudian kita buat lagi file dengan nama **create.blade.php**

```
@extends('layouts.main')  
  
@section('title','Category')  
  
@section('header')  
  
<h1>Category</h1>  
  
@endsection  
  
@section('breadcrumb')  
  
<li class="breadcrumb-item"><a href="{{URL::to('/category')}}" style="color:  
#fa6900">Category</a></li>  
<li class="breadcrumb-item active">Create Category</li>  
  
@endsection  
  
@section('content')  
<div class="container">  
    <div class="row justify-content-center">
```

```

<div class="col-md-12">
  <div class="card-header bg-transparent">
    <div class="row">
      <div class="col-lg-12 margin-tb">
        <div class="pull-left mb-2">
          <h2>Add Category</h2>
        </div>
      </div>
    </div>
  </div>
  <form action="{{ route('category.store') }}" method="POST"
  enctype="multipart/form-data">
    @csrf
    <div class="card-body">

      @if(session('status'))
        <div class="alert alert-success mb-1
  mt-1">
          {{ session('status') }}
        </div>
      @endif

      <div class="row">
        <div class="col-xs-12 col-sm-12
  col-md-12">
          <div class="form-group">
            <strong>Category:</strong>
            <input type="text"
  name="category" class="form-control" placeholder="Category">
            @error('name')
            <div class="alert
  alert-danger mt-1 mb-1">{{ $message }}</div>

```

```

        @enderror
    </div>
</div>
</div>
</div>
<div class="card-footer bg-transparent">
    <a href="{{ URL::to('/category') }}" class="btn btn-outline-info">Back</a>
    <button type="submit" class="btn float-right" style="background-color:
#fa6900; color: #fff">
        {{ __('Submit') }}
    </button>
</div>
</form>
</div>
</div>
</div>
@endsection

```

Dan kita akan membuat lagi file dengan nama **edit.blade.php**

```

@extends('layouts.main')

@section('title','Category')

@section('header')

<h1>Category</h1>

@endsection

@section('breadcrumb')

```



```

col-md-12">
                                <div class="form-group">
<strong>Category</strong>
                                <input          type="text"
name="category"  value="{{ $category->category }}"  class="form-control"
placeholder="Category">
                                @error('name')
                                <div          class="alert
alert-danger mt-1 mb-1">{{ $message }}</div>
                                @enderror
                                </div>
                                </div>
                                </div>
                                </div>
                                <div class="card-footer bg-transparent">
                                <a href="{{ URL::to('/category') }}" class="btn btn-outline-info">Back</a>
                                <button type="submit" class="btn float-right" style="background-color:
#fa6900; color: #fff">
                                {{ __('Submit') }}
                                </button>
                                </div>
                                </form>
                                </div>
                                </div>
</div>
@endsection

```

Terakhir kita buat file **action.blade.php**

```

<a href="{{ route('category.edit',$id) }}" data-toggle="tooltip" data-original-title="Edit"
class="edit btn btn-warning edit">

```

```
<i class="far fa-edit"></i>
</a>











<a href="javascript:void(0)" data-id="{{ $id }}" data-toggle="tooltip"
data-original-title="Delete" class="delete btn btn-danger">
<i class="far fa-trash-alt"></i>
</a>
```

Setelah itu kita akses menu kategori kita.

### Data Category

Create Category

Show 10 entries Search:

No ↑	Category	Action
1	Makanan	 
2	Minuman	 
3	Desserts	 
4	Cookis	 
5	Snack	 

Showing 1 to 5 of 5 entries

Previous **1** Next

Tampilan index.

[Home](#) / [Category](#) / Create Category

## Add Category

**Category:**

*Tampilan create category*

[Home](#) / [Category](#) / Edit Category

## Update Category

**Category**

*Tampilan edit category*

localhost:8000 says

Delete Category?

*Tampilan delete*

## N. CRUD Resep

Buat model dengan nama Resep.

```
php artisan make:model Resep -m
```

Tambahkan field yang kita inginkan di dalam table resep, dengan menambahkan baris code di file migration.

```
<?php

use Illuminate\Database\Migrations\Migration;
use Illuminate\Database\Schema\Blueprint;
use Illuminate\Support\Facades\Schema;

class CreateResepsTable extends Migration
{
    /**
     * Run the migrations.
     *
     * @return void
     */
    public function up()
    {
        Schema::create('reseps', function (Blueprint $table) {
            $table->id();
            $table->string('id_category');
            $table->string('gambar');
            $table->string('judul');
            $table->text('resep');
            $table->timestamps();
        });
    }
}
```

```
}

/**
 * Reverse the migrations.
 *
 * @return void
 */
public function down()
{
    Schema::dropIfExists('reseps');
}
}
```

Kemudian kita migrate ke database dengan perintah php artisan migrate seperti migrate category tadi.

#	Name	Type	Collation	Attributes	Null	Default	Comments	Extra	Action
<input type="checkbox"/>	1 <b>id</b>	bigint(20)		UNSIGNED	No	None		AUTO_INCREMENT	Change  Drop  More
<input type="checkbox"/>	2 <b>id_category</b>	varchar(255)	utf8mb4_unicode_ci		No	None			Change  Drop  More
<input type="checkbox"/>	3 <b>gambar</b>	varchar(255)	utf8mb4_unicode_ci		No	None			Change  Drop  More
<input type="checkbox"/>	4 <b>judul</b>	varchar(255)	utf8mb4_unicode_ci		No	None			Change  Drop  More
<input type="checkbox"/>	5 <b>resep</b>	text	utf8mb4_unicode_ci		No	None			Change  Drop  More
<input type="checkbox"/>	6 <b>created_at</b>	timestamp			Yes	NULL			Change  Drop  More
<input type="checkbox"/>	7 <b>updated_at</b>	timestamp			Yes	NULL			Change  Drop  More

*Tampilan table reseps di database.*

Kemudian buat controllernya.

```
php artisan make:controller ResepController -r
```

Buat function CRUD di dalam ResepController.

```
<?php
```

```

namespace App\Http\Controllers;

use Illuminate\Http\Request;
use App\Models\Resep;
use App\Models\Category;
use DataTables;
use Redirect;
use DB;

class ResepController extends Controller
{

    public function index(Request $request)
    {
        if ($request->ajax()) {
                                                    $data =
DB::table('reseps')->join('categories','reseps.id_category','categories.id')->select('reseps.*','categories.category')->orderBy('reseps.id','desc')->get();
            return DataTables::of($data)
                ->addIndexColumn()
                ->addColumn('action', 'resep.action')
                ->rawColumns(['action'])
                ->make(true);
        }
        return view('resep.index');
    }

    public function create()
    {
        return view('resep.create');
    }
}

```

```

public function store(Request $request)
{
    $request->validate([
        'gambar' => 'required|max:2048|mimes:jpg,jpeg,png'
    ]);

    $foto = $request->file('gambar');

    $nameFoto = md5(time()) . '.' . $foto->getClientOriginalExtension();

    $foto->move(public_path('gambar'), $nameFoto);

    $resep = new Resep;
    $resep->id_category = $request->id_category;
    $resep->judul = $request->judul;
    $resep->resep = $request->resep;
    $resep->gambar = $nameFoto;

    $resep->save();

    return Redirect::to('resep')->with('success','Resep has been created
successfully.');
```

```

    }

    public function getCategory( Request $r)
    {
        $s = Category::where('id','>','0');
        if($r->q){
            $s = $s->where('category', 'LIKE', '%'. $r->q .'%');
        }
        $s = $s->get();

        return response()->json($s);
    }

```

```
}

public function show($id)
{
    return view('resep.show',compact('resep'));
}

public function edit($id)
{
    $resep = Resep::findOrFail($id);

    return view('resep.edit',compact('resep'));
}

public function update(Request $request, $id)
{
    $resep = resep::findOrFail($id);
    $resep->id_category = $request->id_category;
    $resep->judul = $request->judul;
    $resep->resep = $request->resep;

    if($request->hasFile('gambar')){
        $file = $request->file('gambar');
        $n = $file->getClientOriginalName();
        $name = "$n";
        $file->move(public_path().'/gambar',$name);
        $photo = $name;
    }else{
        $photo = $resep->gambar;
    }

    $resep->gambar = $photo;
}
```

```

        $resep->save();

        return Redirect::to('resep')->with('success','Resep Has Been updated
successfully');
    }

    public function destroy($id)
    {
        $res = Resep::where('id',$request->id)->delete();
        return Response()->json($res);
    }
}

```

Karena di table resep ada foreign key dari table category, maka kita akan buat relasi tablenya di model Resep.

```

<?php

namespace App\Models;

use Illuminate\Database\Eloquent\Factories\HasFactory;
use Illuminate\Database\Eloquent\Model;

class Resep extends Model
{
    use HasFactory;
    public function category(){
        return $this->belongsTo('App\Models\Category','id_category','id');
    }
}

```

Kita buat function category untuk membuat relasi antar table reseps dan categories.

Dan sekarang kita route untuk resep.

```
Route::resource('/resep', ResepController::class);
Route::post('delete-resep', [ResepController::class,'destroy']);
Route::any('/getCategory', [App\Http\Controllers\ResepController::class,
'getCategory']->name('resep'));
```

Sekarang kita buat view untuk resep yaitu index, create, edit dan action.

Index.blade.php

```
@extends('layouts.main')

@section('title','Resep')

@section('header')

<h1>Resep</h1>

@endsection

@section('breadcrumb')

<li class="breadcrumb-item active">Resep</li>

@endsection

@section('content')

<div class="card" style="border-top: 3px solid #ff5a0b">
  <body>
```

```

<div class="container mt-2">
  <div class="row">
    <div class="col-lg-12 margin-tb">
      <div class="pull-left">
        <h2>Data Resep</h2>
      </div>
      <div class="pull-right mb-2">
        <a class="btn" style="background-color: #fa6900; color: #fff" href="{{
route('resep.create') }}"> Create Resep</a>
      </div>
    </div>
  </div>
  <div class="card-body">
    @if ($message = Session::get('success'))
      <div class="alert alert-success">
        <p>{{ $message }}</p>
      </div>
    @endif
    <div class="table-responsive">
      <table class="table table-bordered table-sm" id="datatable-crud">
        <thead>
          <tr>
            <th width="5%">No</th>
            <th>Gambar</th>
            <th>Category</th>
            <th>Judul</th>
            <th width="15%">Action</th>
          </tr>
        </thead>
      </table>
    </div>
  </div>
</div>

```

```
</body>
</div>

<script src="//code.jquery.com/jquery-2.0.0.js"></script>
<script
src="http://ajax.aspnetcdn.com/ajax/jquery.validate/1.11.1/jquery.validate.min.js"></scr
ipt>
<script type="text/javascript">
$(document).ready( function () {
    $.ajaxSetup({
        headers: {
            'X-CSRF-TOKEN': $('meta[name="csrf-token"]').attr('content')
        }
    });

    $('#datatable-crud').DataTable({
        processing: true,
        serverSide: true,
        ajax: {
            url: "{{ route('resep.index') }}",
            type: 'GET'
        },
        columns: [
            { data: 'DT_RowIndex', name: 'DT_RowIndex' },
            { data: 'gambar', name: 'gambar' },
            { data: 'category', name: 'category' },
            { data: 'judul', name: 'judul' },
            { data: 'action', name: 'action' },
        ],
        "columnDefs" : [{
            "targets" : 1 ,
            "data": "gambar",
            "render" : function ( url, type, full) {
```

```
        return '';
    }
}],
order: [[0, 'asc']]
});

$('body').on('click', '.delete', function () {
    if (confirm("Delete Resep?") == true) {
        var id = $(this).data('id');
        // ajax
        $.ajax({
            type: "POST",
            url: "{{ url('delete-resep') }}",
            data: { id: id},
            dataType: 'json',
            success: function(res){
                var oTable = $('#datatable-crud').dataTable();
                oTable.fnDraw(false);
            }
        });
    }
});
</script>

@endsection('content')
```

create.blade.php

```
@extends('layouts.main')

@section('title', 'Resep')
```

```

@section('header')

<h1>Resep</h1>

@endsection

@section('breadcrumb')

<li class="breadcrumb-item"><a href="{{URL::to('/resep')}}" style="color:
#fa6900">Resep</a></li>
<li class="breadcrumb-item active">Create Resep</li>

@endsection

@section('content')
<div class="container">
    <div class="row justify-content-center">
        <div class="col-md-12">
            <div class="card-header bg-transparent">
                <div class="row">
                    <div class="col-lg-12 margin-tb">
                        <div class="pull-left mb-2">
                            <h2>Add Resep</h2>
                        </div>
                    </div>
                </div>
            </div>
            <div class="card-body">
                <form action="{{ route('resep.store') }}" method="POST"
enctype="multipart/form-data">
                    @csrf

```

```

        @if(session('status'))
            <div class="alert alert-success mb-1
mt-1">
                {{ session('status') }}
            </div>
        @endif

        <style>
            #select2-id_category-container.select2-selection__rendered{
                line-height: 20px;
            }
        </style>

        <div class="row">
            <div class="col-xs-12 col-sm-12
col-md-12">
                <div class="form-group">
                    <label for="name" class="col-sm-12
control-label">Gambar</label>
                    <div class="col-sm-12">
                        <input type="file" class="form-control" name="gambar" value=""
required>
                    </div>
                </div>

                <div class="form-group">
                    <label for="name" class="col-sm-12
control-label">Category</label>
                    <div class="col-sm-12">
                        <select class="form-control searchCategory input_id_category"
id="id_category" name="id_category" style="width: 100%;" required></select>
                    </div>
                </div>
            </div>
            <div class="form-group">

```

```

        <label for="name" class="col-sm-12 control-label">Judul</label>
        <div class="col-sm-12">
            <input type="text" class="form-control" id="judul" name="judul"
value="" required>
        </div>
    </div>
        <div class="form-group">
            <label
class="col-sm-12 control-label">resep</label>
            <div class="col-sm-12">
                <textarea
id="resep" name="resep" rows="5" cols="100"></textarea>
            </div>
        </div>
    </div>
</div>
        <div class="card-footer bg-transparent">
            <a href="{{ URL::to('/resep') }}" class="btn btn-outline-info">Back</a>
            <button type="submit" class="btn float-right" style="background-color:
#fa6900; color: #fff">
                {{ __('Submit') }}
            </button>
        </div>
    </form>
</div>
</div>
</div>
<script src="//code.jquery.com/jquery-2.0.0.js"></script>
<script
src="http://ajax.aspnetcdn.com/ajax/jquery.validate/1.11.1/jquery.validate.min.js"></scr

```

```
ipt>
<link href="https://cdnjs.cloudflare.com/ajax/libs/select2/4.0.3/css/select2.min.css"
rel="stylesheet"/>
<script
src="https://cdnjs.cloudflare.com/ajax/libs/select2/4.0.3/js/select2.min.js"></script>

<script type="text/javascript">

    $(".searchCategory").select2({
        placeholder: "Category",
        ajax: {
            url: "/getCategory",
            dataType: "json",
            delay: 250,
            processResults: function (data) {
                return {
                    results: $.map(data, function (item) {
                        item_text = item.category;
                        return {
                            text: item_text,
                            id: item.id
                        };
                    })
                };
            },
            cache: false
        }
    }).on('change', function (e) {

    });

</script>
@endsection
```

edit.blade.php

```
@extends('layouts.main')

@section('title','Resep')

@section('header')

<h1>Resep</h1>

@endsection

@section('breadcrumb')

<li class="breadcrumb-item"><a href="{{URL::to('/resep')}}" style="color:
#fa6900">Resep</a></li>
<li class="breadcrumb-item active">Edit Resep</li>

@endsection

@section('content')
<div class="container">
    <div class="row justify-content-center">
        <div class="col-md-12">
            <div class="card-header bg-transparent">
                <div class="row">
                    <div class="col-lg-12 margin-tb">
                        <div class="pull-left mb-2">
                            <h2>Update Resep</h2>
                        </div>
                    </div>
                </div>
            </div>
        </div>
    </div>
</div>
```

```

        </div>

        @if(session('status'))
        <div class="alert alert-success mb-1 mt-1">
            {{ session('status') }}
        </div>
        @endif

        <form action="{{ route('resep.update',$resep->id) }}"
method="POST" enctype="multipart/form-data">
    @csrf
    {{ method_field('PUT') }}

    <style>
        #select2-id_category-container.select2-selection__rendered{
            line-height: 20px;
        }
    </style>

        <div class="card-body">
            <div class="row">
                <div class="col-xs-12 col-sm-12
col-md-12">
                    <div class="form-group">
                        <div class="col-sm-12">
                            
                        </div>
                    </div>
                </div>
                <div class="form-group">
                    <div class="col-sm-12">
                        <input placeholder="Gambar" id="gambar" type="file"
name="gambar" class="form-control">

```

```

        </div>
    </div>
        <div class="form-group">
            <div class="col-sm-12">
                <select class="form-control searchCategory
input_id_category" id="id_category" name="id_category"></select>
            </div>
        </div>
        <div class="form-group">
            <label for="name" class="col-sm-12 control-label">Judul</label>
            <div class="col-sm-12">
                <input type="text" class="form-control" id="judul" name="judul"
value="{{ $resep->judul }}" required>
            </div>
        </div>
        <div class="form-group">
            <label class="col-sm-12 control-label">resep</label>
            <div class="col-sm-12">
                <textarea
class="form-control" type="text" name = 'resep' rows="5"> {{ old('resep',
$resep->resep) }}</textarea>
            </div>
        </div>
    </div>
</div>
<div class="card-footer bg-transparent">
    <a href="{{ URL::to('/resep') }}" class="btn btn-outline-info">Back</a>
    <button type="submit" class="btn float-right" style="background-color:
#fa6900; color: #fff">

```

```
        {{ __('Submit') }}
    </button>
</div>
        </form>
    </div>
</div>
</div>

<script src="//code.jquery.com/jquery-2.0.0.js"></script>
<script
src="http://ajax.aspnetcdn.com/ajax/jquery.validate/1.11.1/jquery.validate.min.js"></scr
ipt>
<link href="https://cdnjs.cloudflare.com/ajax/libs/select2/4.0.3/css/select2.min.css"
rel="stylesheet"/>
<script
src="https://cdnjs.cloudflare.com/ajax/libs/select2/4.0.3/js/select2.min.js"></script>

<script type="text/javascript">

    <?php
        $category_id = $resep->id_category;
        echo "var category_id = '$category_id';";

        $category_name =
isset($resep->category->category)?$resep->category->category:"";
        echo "var category_name = '$category_name';";
    ?>

    searchCategory = $('searchCategory');
    var $option = $('option
selected="selected"></option>').val(category_id).text(category_name);
    searchCategory.append($option).trigger('change');

    $(".searchCategory").select2({
```

```
placeholder: "Category",
ajax: {
  url: "/getCategory",
  dataType: "json",
  delay: 250,
  processResults: function (data) {
    return {
      results: $.map(data, function (item) {
        item_text = item.category;
        return {
          text: item_text,
          id: item.id
        };
      })
    };
  },
  cache: false
}
}).on('change', function (e) {

});
```

</script>

@endsection

action.blade.php

```
<a href="{{ route('resep.edit',$id) }}" data-toggle="tooltip" data-original-title="Edit"
class="edit btn btn-warning edit">
<i class="far fa-edit"></i>
</a>
```










```
<a href="javascript:void(0)" data-id="{{ $id }}" data-toggle="tooltip" data-original-title="Delete" class="delete btn btn-danger">
<i class="far fa-trash-alt"></i>
</a>
```

Tampilan index:

**Data Resep**

[Create Resep](#)

Show  entries Search:

No <sup>1</sup> ▲	Gambar <sup>1</sup> 📷	Category <sup>1</sup> 📂	Judul <sup>1</sup> 📄	Action <sup>1</sup> 🔧
1		Snack	Membuat Onde Onde	 
2		Cookis	Resep Cookis Yang Enak	 
3		Desserts	Membuat Desert yang Lezat	 

Tampilan create:

[Home](#) / [Resep](#) / [Create Resep](#)

## Add Resep

**Gambar**

No file chosen

**Category**

Category ▾


**Judul**

**resep**

Tampilan edit:

[Home](#) / [Resep](#) / [Edit Resep](#)

## Update Resep



No file chosen

Snack ▾

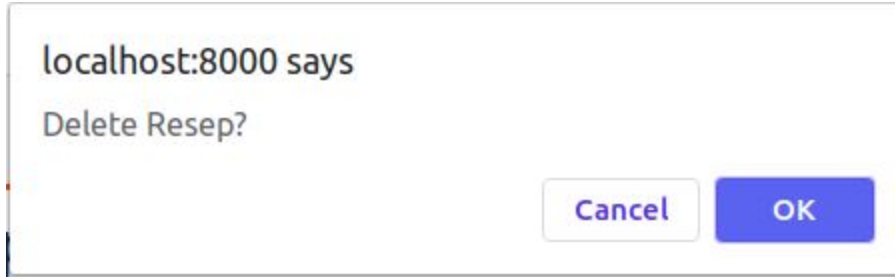
**Judul**

Membuat Onde Onde

**resep**

Lorem ipsum dolor sit amet, consectetur adipiscing elit, sed do eiusmod tempor incididunt ut labore et dolore magna aliqua. Ut enim ad minim veniam, quis nostrud exercitation ullamco laboris nisi ut aliquip ex ea commodo consequat. Duis aute irure dolor in reprehenderit in voluptate velit esse cillum dolore eu fugiat nulla pariatur. Excepteur sint occaecat cupidatat non proident, sunt in culpa qui officia deserunt mollit anim id est laborum.

Tampilan delete:



## O. CRUD Video

Buat model dan create table video:

```
php artisan make:model Video -m
```

Tambahkan field video yang kita inginkan di dalam migration kemudian kita migrate ke database.

```
<?php

use Illuminate\Database\Migrations\Migration;
use Illuminate\Database\Schema\Blueprint;
use Illuminate\Support\Facades\Schema;

class CreateVideosTable extends Migration
{
    /**
     * Run the migrations.
     *
     * @return void
     */
    public function up()
    {
```

```
Schema::create('videos', function (Blueprint $table) {
    $table->id();
    $table->string('id_category');
    $table->string('judul');
    $table->string('video');
    $table->timestamps();
});

/**
 * Reverse the migrations.
 *
 * @return void
 */
public function down()
{
    Schema::dropIfExists('videos');
}
}
```

Tampilan di database:

#	Name	Type	Collation	Attributes	Null	Default	Comments	Extra	Action
<input type="checkbox"/>	1 <b>id</b>	bigint(20)		UNSIGNED	No	None		AUTO_INCREMENT	Change  Drop  More
<input type="checkbox"/>	2 <b>id_category</b>	varchar(255)	utf8mb4_unicode_ci		No	None			Change  Drop  More
<input type="checkbox"/>	3 <b>judul</b>	varchar(255)	utf8mb4_unicode_ci		No	None			Change  Drop  More
<input type="checkbox"/>	4 <b>video</b>	varchar(255)	utf8mb4_unicode_ci		No	None			Change  Drop  More
<input type="checkbox"/>	5 <b>created_at</b>	timestamp			Yes	NULL			Change  Drop  More
<input type="checkbox"/>	6 <b>updated_at</b>	timestamp			Yes	NULL			Change  Drop  More

Karena di table video juga ada foreign key dari category maka kita harus buat relasi table nya di model Video.

```
<?php
```

```
namespace App\Models;

use Illuminate\Database\Eloquent\Factories\HasFactory;
use Illuminate\Database\Eloquent\Model;

class Video extends Model
{
    use HasFactory;
    public function category(){
        return $this->belongsTo('App\Models\Category','id_category','id');
    }
}
```

Kemudian kita buat controllernya:

```
php artisan make:controller VideoController -r
```

Dan kita buat function nya:

```
<?php

namespace App\Http\Controllers;

use Illuminate\Http\Request;
use App\Models\Video;
use App\Models\Category;
use DataTables;
use Redirect;
use DB;
```

```

class VideoController extends Controller
{

    public function index(Request $request)
    {
        if ($request->ajax()) {
                                                    $data =
DB::table('videos')->join('categories','videos.id_category','categories.id')->select('video
s.*','categories.category')->orderBy('videos.id','desc')->get();
            return Datatables::of($data)
                ->addIndexColumn()
                ->addColumn('action', 'video.action')
                ->rawColumns(['action'])
                ->make(true);
        }
        return view('video.index');
    }

    public function create()
    {
        return view('video.create');
    }

    public function store(Request $request)
    {
        $video = new Video;
        $video->id_category = $request->id_category;
        $video->judul = $request->judul;
        $video->video = $request->video;

        $video->save();
        return redirect()->route('video.index')
            ->with('success','Video has been created successfully.');
```

```
}

public function getCategory( Request $r)
{
    $s = Category::where('id','>','0');
    if($r->q){
        $s = $s->where('category', 'LIKE', '%'. $r->q .'%');
    }
    $s = $s->get();

    return response()->json($s);
}

public function show($id)
{
    return view('video.show',compact('video'));
}

public function edit($id)
{
    $video = Video::findOrFail($id);

    return view('video.edit',compact('video'));
}

public function update(Request $request, $id)
{
    $request->validate([
        'id_category' => 'required',
        'judul' => 'required',
        'video' => 'required',
    ]);
}
```

```

    $video = Video::find($id);
    $video->id_category = $request->id_category;
    $video->judul = $request->judul;
    $video->video = $request->video;
    $video->save();
    return redirect()->route('video.index')
    ->with('success','Video Has Been updated successfully');
}

public function destroy($id)
{
    $vid = Video::where('id',$request->id)->delete();
    return Response()->json($vid);
}
}

```

Kita daftarkan route nya terlebih dahulu.

```

Route::resource('/video', VideoController::class);
Route::post('delete-video', [VideoController::class,'destroy']);
Route::any('/getCategory_video', [App\Http\Controllers\VideoController::class,
'getCategory']->name('video'));

```

Buat viewnya index, create, edit, action.

Index.blade.php

```

@extends('layouts.main')

@section('title','Video')

@section('header')

```

```
<h1>Video</h1>
```

```
@endsection
```

```
@section('breadcrumb')
```

```
<li class="breadcrumb-item active">Video</li>
```

```
@endsection
```

```
@section('content')
```

```
<div class="card" style="border-top: 3px solid #ff5a0b">
```

```
  <body>
```

```
    <div class="container mt-2">
```

```
      <div class="row">
```

```
        <div class="col-lg-12 margin-tb">
```

```
          <div class="pull-left">
```

```
            <h2>Data Video</h2>
```

```
          </div>
```

```
          <div class="pull-right mb-2">
```

```
            <a class="btn" style="background-color: #fa6900; color: #fff" href="{{ route('video.create') }}"> Create Video</a>
```

```
          </div>
```

```
        </div>
```

```
      </div>
```

```
      @if ($message = Session::get('success'))
```

```
        <div class="alert alert-success">
```

```
          <p>{{ $message }}</p>
```

```
        </div>
```

```
      @endif
```

```
    <div class="card-body">
```

```

<div class="table-responsive">
  <table class="table table-bordered table-sm" id="datatable-crud">
    <thead>
      <tr>
        <th width="5%">No</th>
        <th>Category</th>
        <th>Judul</th>
        <th width="15%">Action</th>
      </tr>
    </thead>
  </table>
</div>
</div>
</div>
</body>
</div>

<script src="//code.jquery.com/jquery-2.0.0.js"></script>
<script
src="http://ajax.aspnetcdn.com/ajax/jquery.validate/1.11.1/jquery.validate.min.js"></scr
ipt>
<script type="text/javascript">
$(document).ready( function () {
  $.ajaxSetup({
    headers: {
      'X-CSRF-TOKEN': $('meta[name="csrf-token"]').attr('content')
    }
  });

  $('#datatable-crud').DataTable({
    processing: true,
    serverSide: true,
    ajax: {

```

```

        url: "{{ route('video.index') }}",
        type: 'GET'
    },
    columns: [
        { data: 'DT_RowIndex', name: 'DT_RowIndex' },
        { data: 'category', name: 'category' },
        { data: 'judul', name: 'judul' },
        { data: 'action', name: 'action'},
    ],
    order: [[0, 'asc']]
});

$('body').on('click', '.delete', function () {
    if (confirm("Delete Video?") == true) {
        var id = $(this).data('id');
        // ajax
        $.ajax({
            type:"POST",
            url: "{{ url('delete-video') }}",
            data: { id: id},
            dataType: 'json',
            success: function(res){
                var oTable = $('#datatable-crud').dataTable();
                oTable.fnDraw(false);
            }
        });
    }
});
});
</script>

@endsection('content')

```

create.blade.php

```
@extends('layouts.main')

@section('title','Video')

@section('header')

<h1>Video</h1>

@endsection

@section('breadcrumb')

<li class="breadcrumb-item"><a href="{{URL::to('/video')}}" style="color:
#fa6900">Video</a></li>
<li class="breadcrumb-item active">Create Video</li>

@endsection

@section('content')
<div class="container">
    <div class="row justify-content-center">
        <div class="col-md-12">
            <div class="card-header bg-transparent">
                <div class="row">
                    <div class="col-lg-12 margin-tb">
                        <div class="pull-left mb-2">
                            <h2>Add Video</h2>
                        </div>
                    </div>
                </div>
            </div>
        </div>
    </div>
</div>
</div>
```

```

        <form action="{{ route('video.store') }}" method="POST"
enctype="multipart/form-data">
        @csrf
        <div class="card-body">

                @if(session('status'))
                <div class="alert alert-success mb-1
mt-1">
                        {{ session('status') }}
                </div>
                @endif

                <style>
                #select2-id_category-container.select2-selection__rendered{
                line-height: 20px;
                }
                </style>

                <div class="row">
                        <div class="col-xs-12 col-sm-12
col-md-12">
                                <div class="form-group">
                                        <label for="name" class="col-sm-12
control-label">Category</label>
                                        <div class="col-sm-12">
                                                <select class="form-control searchCategory input_id_category"
id="id_category" name="id_category" style="width: 100%;" required></select>
                                                </div>
                                        </div>
                                        <div class="form-group">
                                                <label for="name" class="col-sm-12 control-label">Judul</label>
                                                <div class="col-sm-12">
                                                        <input type="text" class="form-control" id="judul" name="judul"

```



```
<script type="text/javascript">

$(".searchCategory").select2({
  placeholder: "Category",
  ajax: {
    url: "/getCategory_video",
    dataType: "json",
    delay: 250,
    processResults: function (data) {
      return {
        results: $.map(data, function (item) {
          item_text = item.category;
          return {
            text: item_text,
            id: item.id
          };
        })
      };
    },
    cache: false
  }
}).on('change', function (e) {

});

</script>
@endsection
```

edit.blade.php

```
@extends('layouts.main')
```

```
@section('title','Video')
```

```
@section('header')
```

```
<h1>Video</h1>
```

```
@endsection
```

```
@section('breadcrumb')
```

```
<li class="breadcrumb-item"><a href="{{URL::to('/video')}}" style="color: #fa6900">Video</a></li>
```

```
<li class="breadcrumb-item active">Edit Video</li>
```

```
@endsection
```

```
@section('content')
```

```
<div class="container">
```

```
    <div class="row justify-content-center">
```

```
        <div class="col-md-12">
```

```
            <div class="card-header bg-transparent">
```

```
                <div class="row">
```

```
                    <div class="col-lg-12 margin-tb">
```

```
                        <div class="pull-left mb-2">
```

```
                            <h2>Update Video</h2>
```

```
                        </div>
```

```
                    </div>
```

```
                </div>
```

```
            </div>
```

```
            @if(session('status'))
```

```
                <div class="alert alert-success mb-1 mt-1">
```

```

        {{ session('status') }}
    </div>
    @endif

    <form action="{{ route('video.update',$video->id) }}"
method="POST" enctype="multipart/form-data">
    @csrf
    {{ method_field('PUT') }}

    <style>
        #select2-id_category-container.select2-selection__rendered{
            line-height: 20px;
        }
    </style>

        <div class="card-body">
            <div class="row">
                <div class="col-xs-12 col-sm-12
col-md-12">
                    <div class="form-group">
                        <div class="col-sm-12">
                            {!!$video->video !!}
                        </div>
                    </div>
                    <div class="form-group">
                        <div class="col-sm-12">
                            <input placeholder="Video" id="video" type="text"
name="video" class="form-control">
                        </div>
                    </div>
                    <div class="form-group">
                        <div class="col-sm-12">
                            <select class="form-control searchCategory

```



```

<script type="text/javascript">

    <?php
        $category_id = $video->id_category;
        echo "var category_id = '$category_id';";

        $category_name =
isset($video->category->category)?$video->category->category:"";
        echo "var category_name = '$category_name';";
    ?>

    searchCategory = $('searchCategory');

    var $option = $('<option
selected="selected"></option>').val(category_id).text(category_name);
    searchCategory.append($option).trigger('change');

    $(".searchCategory").select2({
    placeholder: "Category",
    ajax: {
        url: "/getCategory_video",
        dataType: "json",
        delay: 250,
        processResults: function (data) {
            return {
                results: $.map(data, function (item) {
                    item_text = item.category;
                    return {
                        text: item_text,
                        id: item.id
                    };
                })
            };
        }
    }
});

```

```
        cache: false
    }
    }).on('change', function (e) {

    });

</script>
@endsection
```

action.blade.php

```
<a href="{{ route('video.edit',$id) }}" data-toggle="tooltip" data-original-title="Edit"
class="edit btn btn-warning edit">
<i class="far fa-edit"></i>
</a>

<a href="javascript:void(0)" data-id="{{ $id }}" data-toggle="tooltip"
data-original-title="Delete" class="delete btn btn-danger">
<i class="far fa-trash-alt"></i>
</a>
```

Tampilan index:

## Data Video

[Create Video](#)

Show 10 entries

Search: 

No	Category	Judul	Action
1	Snack	BUAT CEMILAN YANG BIKIN NAGIH	 
2	Cookis	RED VELVET COOKIES WITH CREAM CHEESE FILLING	 
3	Desserts	Bisa banget buat jualan, mango sago dessert cup	 
4	Minuman	Rahasia minuman kekinian janji jiwa	 
5	Makanan	NYOBAIN MAKANAN VIRAL PART 3   NASI TELUR KOREA	 

Showing 1 to 5 of 5 entries

[Previous](#)[1](#)[Next](#)

Tampilan create:

Home / Video / Create Video

## Add Video

**Category**

**Judul**

**Video**

[Back](#) [Submit](#)

Tampilan edit:

## Update Video



**Judul**

Back

Submit

Tampilan delete:

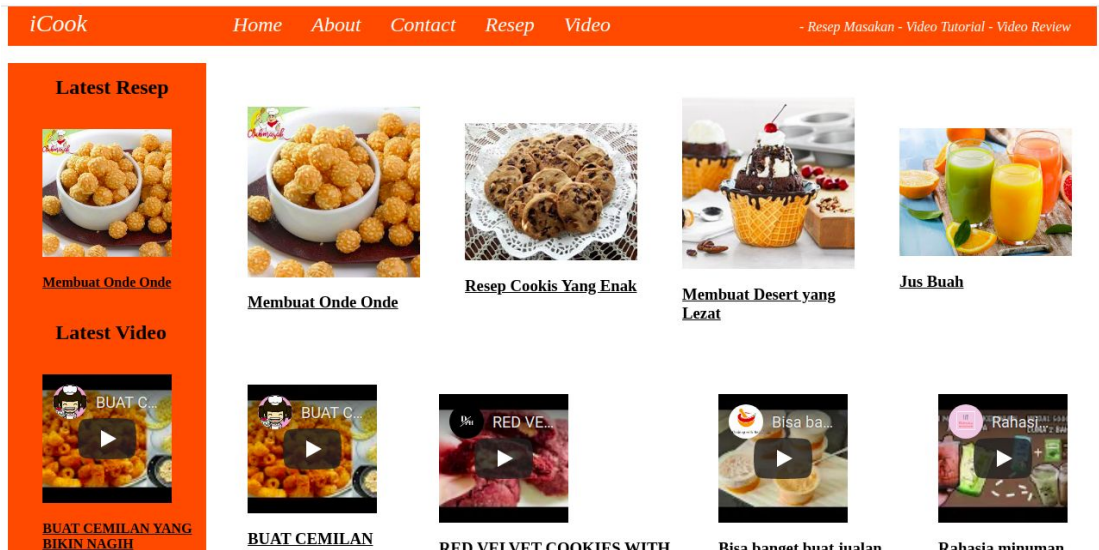
localhost:8000 says

Delete Video?

Cancel

OK

## P. Frontend blog



## Q. Welcome

Kita buka file welcome.blade.php dan edit codingan menjadi seperti ini:

```
<body class="hold-transition sidebar-mini">
  <div class="wrapper">
    @include('layouts.header_frontend')
    @include('layouts.sidebar_frontend')
    @include('layouts.content_frontend')
  </div>
</body>
```

## R. Header Frontend

Buat file baru di dalam folder layouts dengan nama header\_frontend.blade.php

```
<nav class="main-header navbar navbar-expand" style="background-color: #ff5a0b">
  <ul id="inline">
    <li class="icon"><a href="/" style="color: #fff; font-size: 28px;
text-decoration:none">iCook</a></li>
    <li><a href="/" style="color: #fff; font-size: 24px;
text-decoration:none">Home</a></li>
    <li><a href="/" style="color: #fff; font-size: 24px;
text-decoration:none">About</a></li>
    <li><a href="/" style="color: #fff; font-size: 24px;
text-decoration:none">Contact</a></li>
    <li><a href="/" style="color: #fff; font-size: 24px;
text-decoration:none">Resep</a></li>
    <li><a href="/" style="color: #fff; font-size: 24px;
text-decoration:none">Video</a></li>
    <li class="list"><a style="color: #fff">- Resep Masakan - Video Tutorial -
Video Review</a></li>
  </ul>
</nav>
```

```
<style type="text/css">
  #inline {
    margin: 5px auto;
    padding: 10;
  }

  #inline li.icon {
    display: inline;
    margin-left: 15px;
    margin-right: 150px;
  }

  #inline li{
    display: inline;
```

```

        margin-left: 15px;
        margin-right: 15px;
        font-style: italic;
    }

    #inline li.list {
        display: inline;
        margin-left: 200px;
    }
</style>

```

## S. Sidebar Frontend

Kemudian buat file lagi dengan nama sidebar\_frontend.blade.php

```

<div class="row" id="body-row">
  <div id="sidebar-container" class="sidebar-expanded d-none d-md-block">
    <ul class="list-group">
      <h2 id="latest_resep">Latest Resep</h2>
      <?php
        $last = App\Models\Resep::where('id','>','0')->orderBy('id','desc')->paginate(1);
      ?>
      @foreach($last as $las)
        <a href="" style="color: #000">
          <br>
          <h4>{{$las->judul}}</h4>
        </a>
      @endforeach

      <h2 id="latest_resep">Latest Video</h2>
      <?php

```

```
$vids = App\Models\Video::where('id','>','0')->orderBy('id','desc')->paginate(1);
?>
@foreach($vids as $vid)
  <a href="" style="color: #000">
    {!!$vid->video !!}
    <h4>{{$vid->judul}}</h4>
  </a>
@endforeach
</ul>
</div>
</div>

<style type="text/css">
#body-row {
  margin-left:0;
  margin-right:0;
}

#sidebar-container {
  min-height: 100vh;
  background-color: #ff5a0b;
  padding: 0;
}

.sidebar-expanded {
  width: 230px;
}

.sidebar-collapsed {
  width: 60px;
}

#latest_resep{
```

```
padding: 15;
}
</style>
```

## T.Content Frontend

Terakhir kita buat file dengan nama content\_frontend.blade.php

```
<div class="container valign">
  <div class="panel panel-default">
    <table>
      <tr>
        <td>
          <?php
            $last =
App\Models\Resep::where('id','>','0')->orderBy('id','desc')->paginate(4);
          ?>
          @foreach($last as $las)
            <td class="colomn">
              <a href="" style="color: #000">
                <br>
                <h3>{{ $las->judul }}</h3>
              </a>
            </td>
          @endforeach
        </tr>
      </table>
    <table>
      <tr>
        <td>
          <?php
            $lastv =
```

```

App\Models\Video::where('id','>','0')->orderBy('id','desc')->paginate(4);
    ?>
    @foreach($lastv as $vid)
        <td class="colomn">
            <a href="" style="color: #000">
                {!!$vid->video !!}
                <h3>{{$vid->judul}}</h3>
            </a>
        </td>
    @endforeach
</tr>
</table>
</div>
</div>

<style type="text/css">
    .valign {
        position: absolute;
        left: 40%;
        top: 65%;
        transform: translate(-50%, -50%);
    }

    .panel {
        border-radius: 0;
    }

    .panel .colomn{
        position: relative;
        left: 25%;
        padding: 25;
    }
</style>

```

# TUGAS

**Buatlah page untuk menu menu yang di header dan artikel resep.**